

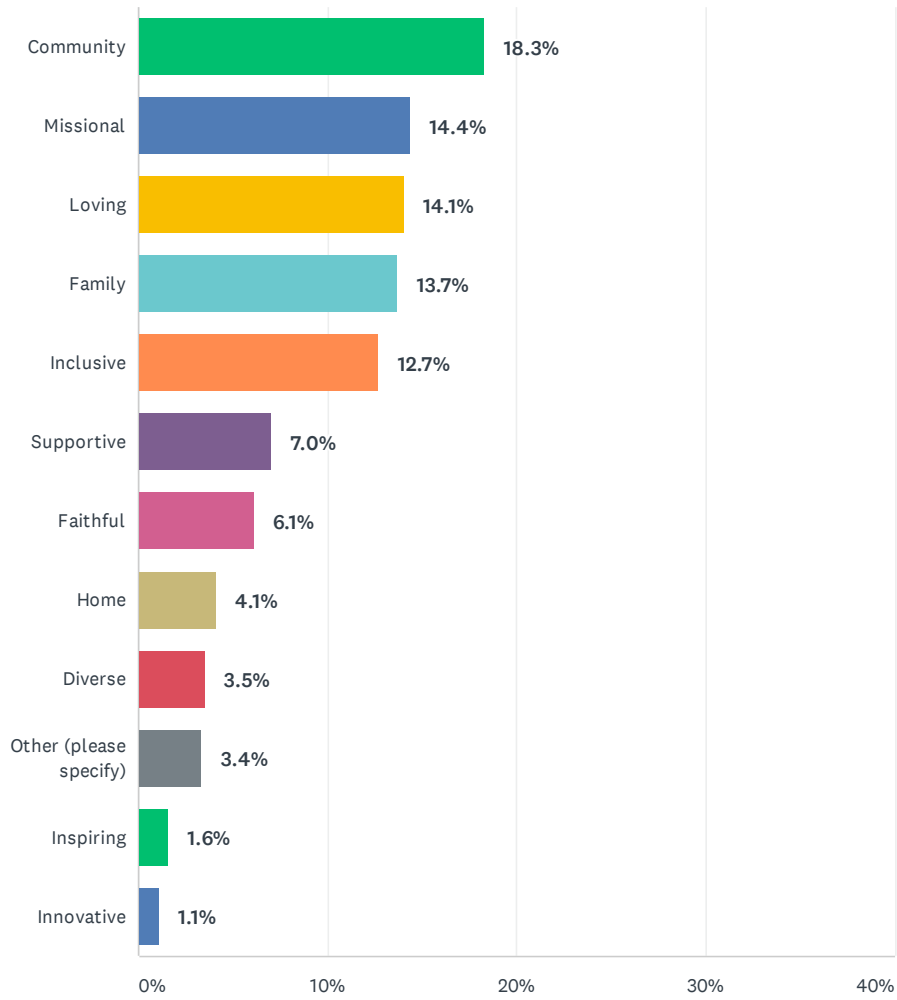


# Toward Bold Faithfulness

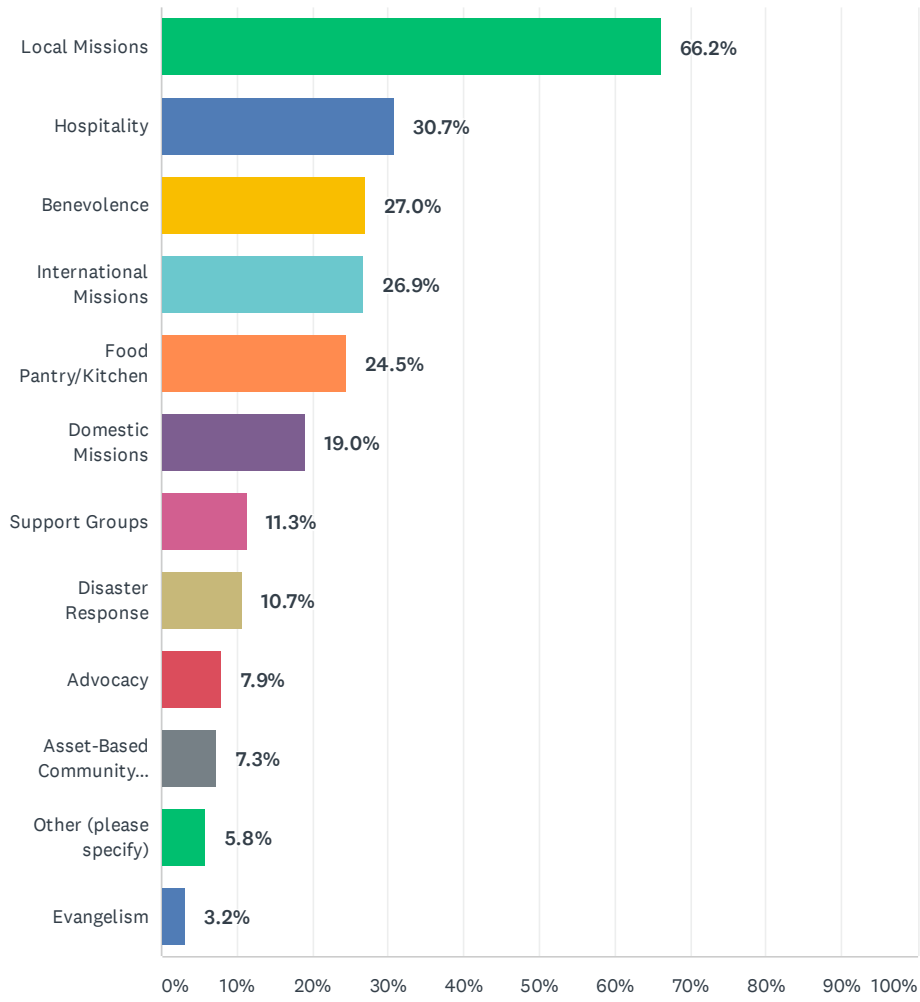


**Discovery Process  
Survey Responses**

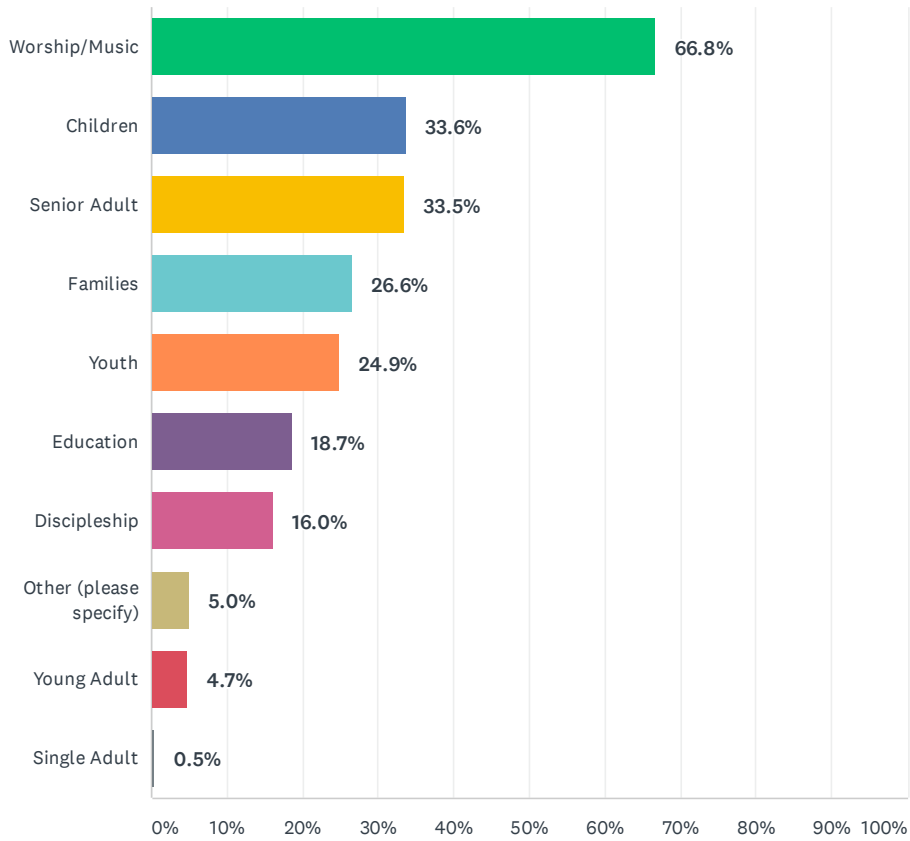
### Q1 What is one word you would use to describe your church at its best?



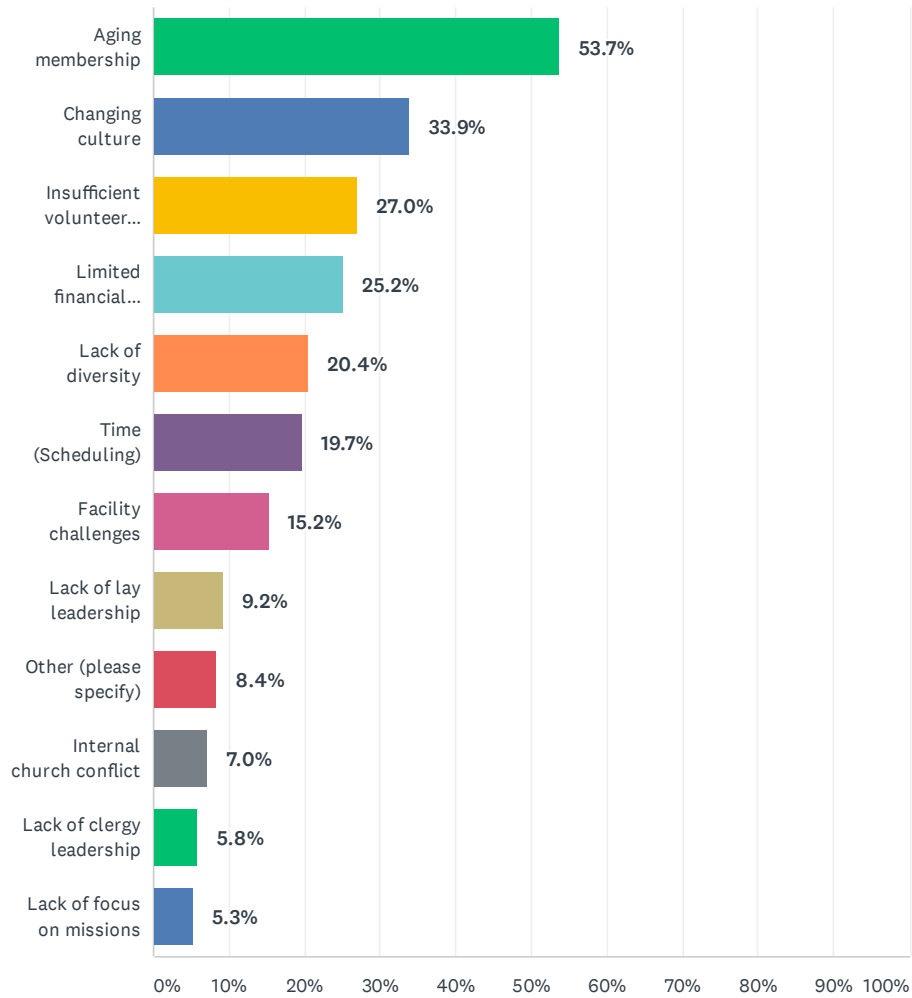
Q2 Which type of mission engagement does your church do best? (select up to 3)



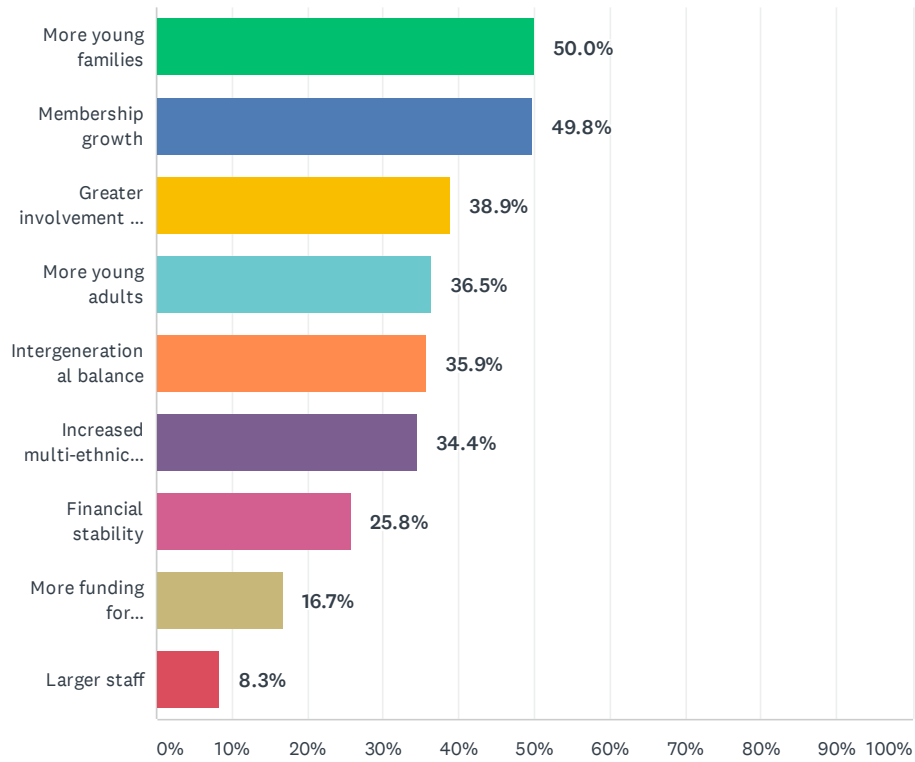
Q3 Which type of ministry does your church do best? (select up to 3)



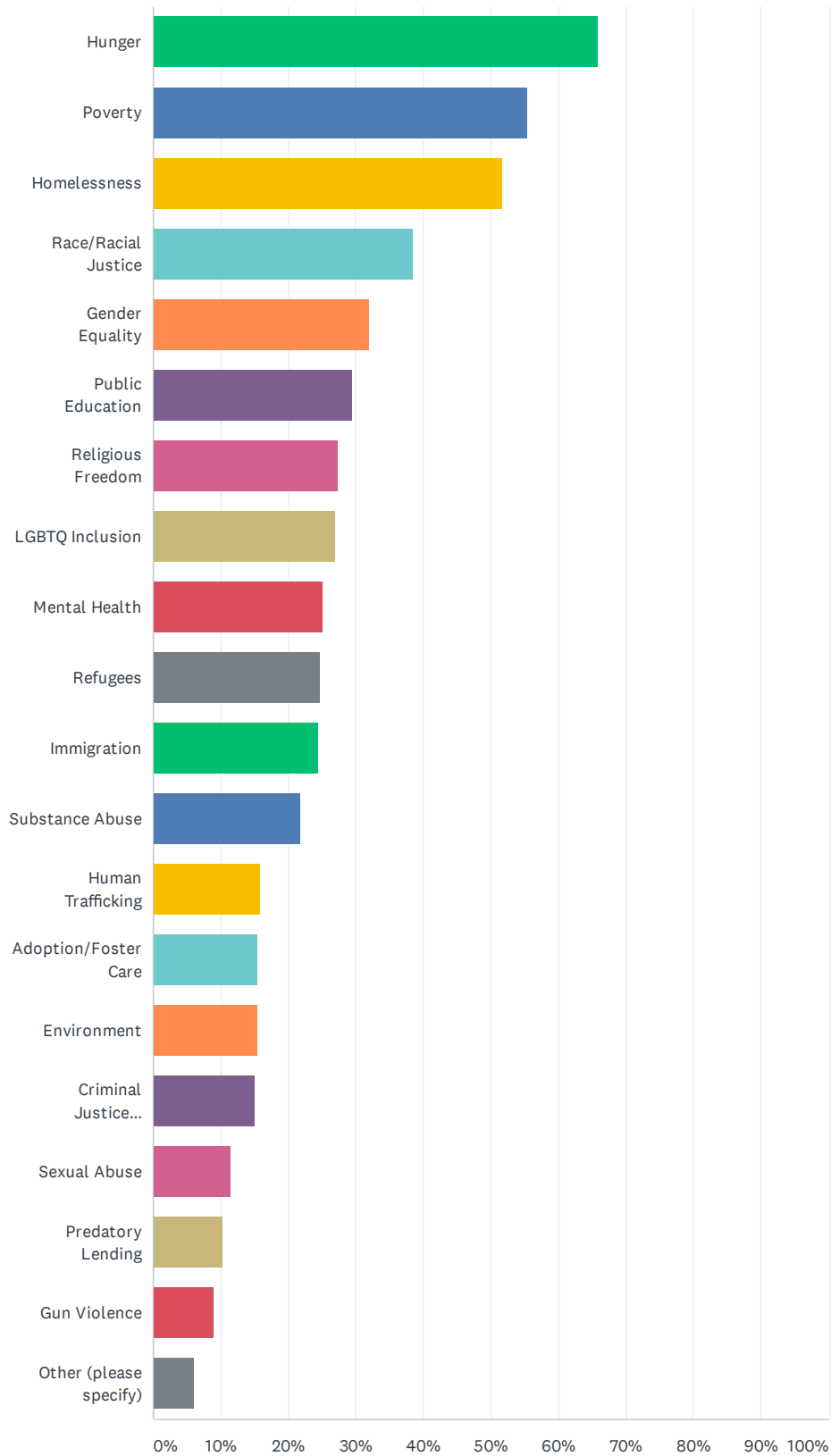
### Q4 What are the greatest barriers to ministry for your church? (select up to 3)



Q5 For your church to thrive, what would be necessary? (select all that apply)



Q16 Which social concerns are being addressed by your church through advocacy or other ministry? (select all that apply)

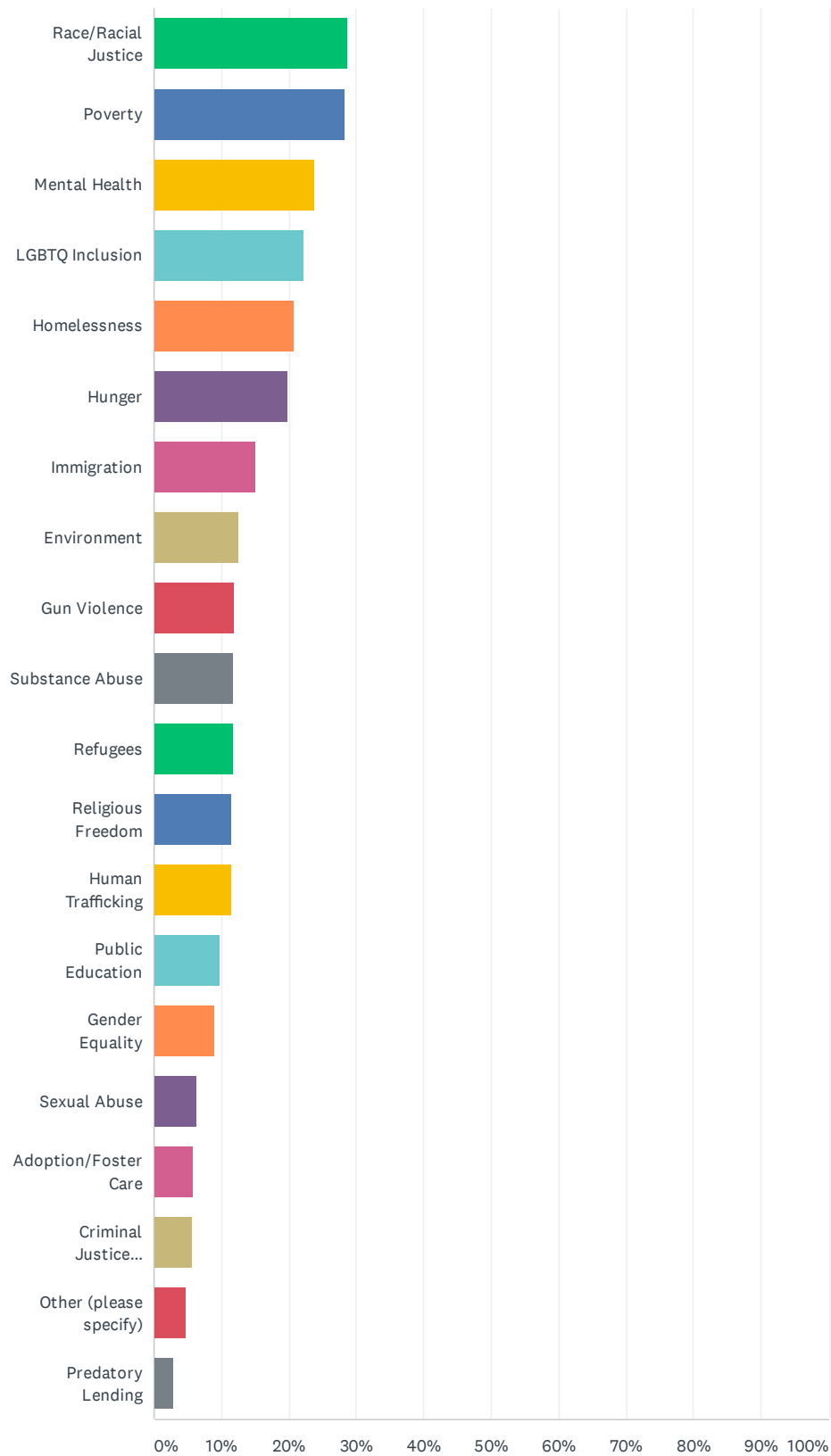


## Toward Bold Faithfulness

ANSWER CHOICES	RESPONSES	
Hunger	65.92%	3,047
Poverty	55.43%	2,562
Homelessness	51.64%	2,387
Race/Racial Justice	38.55%	1,782
Gender Equality	32.04%	1,481
Public Education	29.47%	1,362
Religious Freedom	27.30%	1,262
LGBTQ Inclusion	26.94%	1,245
Mental Health	25.03%	1,157
Refugees	24.66%	1,140
Immigration	24.49%	1,132
Substance Abuse	21.77%	1,006
Human Trafficking	15.99%	739
Adoption/Foster Care	15.56%	719
Environment	15.40%	712
Criminal Justice Reform/Prison Ministry	15.12%	699
Sexual Abuse	11.47%	530
Predatory Lending	10.32%	477
Gun Violence	9.09%	420
Other (please specify)	5.99%	277
Total Respondents: 4,622		



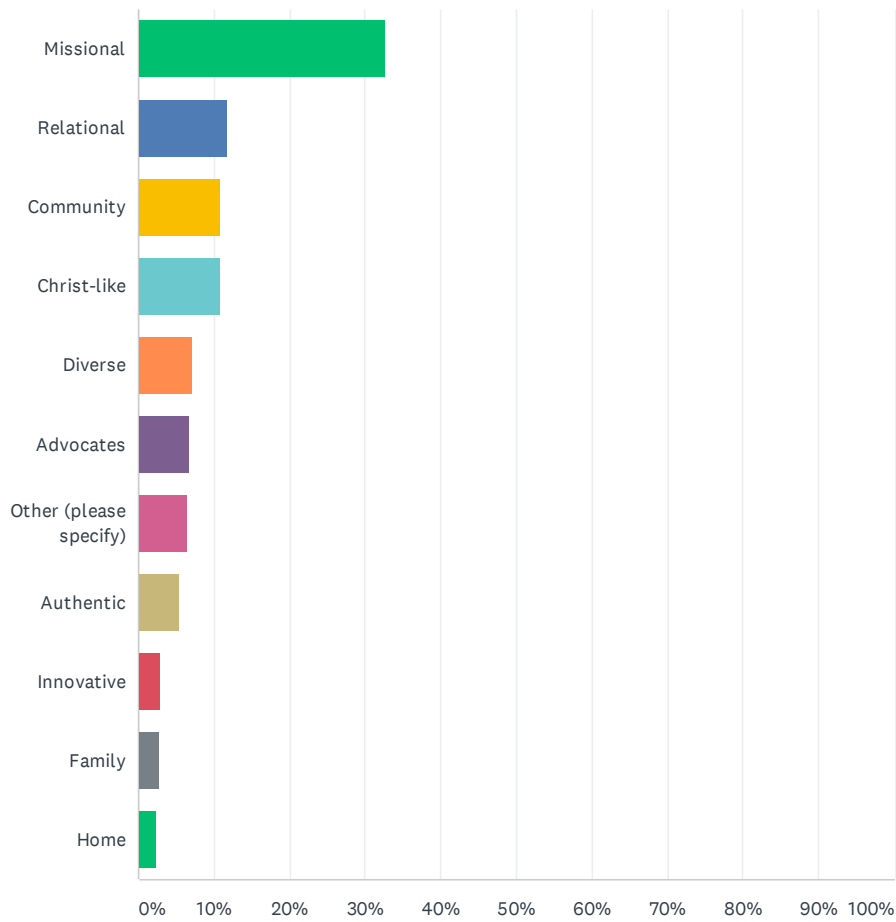
### Q17 What are the most urgent social concerns you hope your church should address? (select up to 3)



## Toward Bold Faithfulness

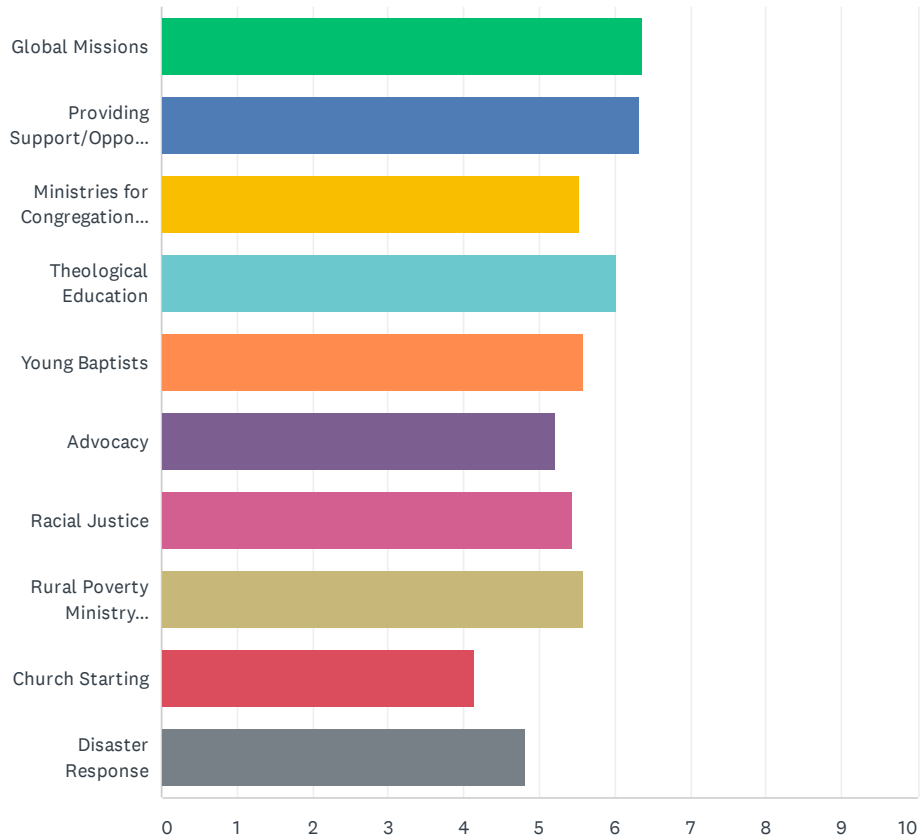
ANSWER CHOICES	RESPONSES	
Race/Racial Justice	28.62%	1,323
Poverty	28.17%	1,302
Mental Health	23.91%	1,105
LGBTQ Inclusion	22.22%	1,027
Homelessness	20.79%	961
Hunger	19.82%	916
Immigration	15.14%	700
Environment	12.46%	576
Gun Violence	11.96%	553
Substance Abuse	11.79%	545
Refugees	11.64%	538
Religious Freedom	11.58%	535
Human Trafficking	11.40%	527
Public Education	9.78%	452
Gender Equality	9.09%	420
Sexual Abuse	6.30%	291
Adoption/Foster Care	5.95%	275
Criminal Justice Reform/Prison Ministry	5.67%	262
Other (please specify)	4.76%	220
Predatory Lending	2.88%	133
Total Respondents: 4,622		

## Q24 What is one word you would use to describe the Cooperative Baptist Fellowship at its best?



ANSWER CHOICES	RESPONSES	
Missional	32.71%	1,351
Relational	11.67%	482
Community	10.97%	453
Christ-like	10.80%	446
Diverse	7.14%	295
Advocates	6.76%	279
Other (please specify)	6.56%	271
Authentic	5.40%	223
Innovative	3.00%	124
Family	2.76%	114
Home	2.23%	92
<b>TOTAL</b>		<b>4,130</b>

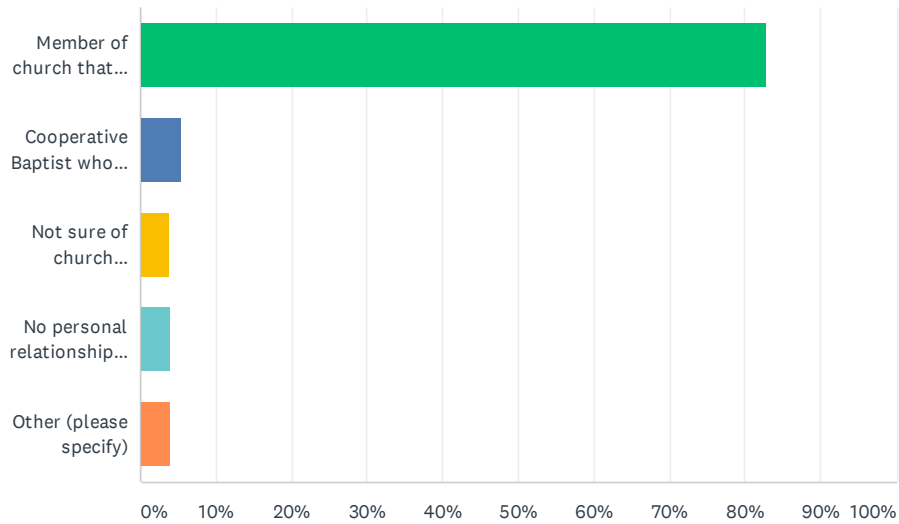
Q26 In what areas should CBF be most invested for the benefit of congregations? (Please rank in order of importance, 1=most important and 10=least important)



## Toward Bold Faithfulness

	1	2	3	4	5	6	7	8	9	10	TOTAL
Global Missions	20.34% 840	11.57% 478	10.51% 434	9.76% 403	9.18% 379	8.52% 352	8.01% 331	8.81% 364	6.61% 273	6.68% 276	4,130
Providing Support/Opportunities for Ministers	13.85% 572	14.24% 588	11.65% 481	11.69% 483	10.48% 433	10.19% 421	8.81% 364	7.80% 322	6.73% 278	4.55% 188	4,130
Ministries for Congregations (Reference & Referral and Dawnings)	12.15% 502	10.68% 441	8.72% 360	8.50% 351	8.84% 365	9.88% 408	10.27% 424	9.71% 401	11.21% 463	10.05% 415	4,130
Theological Education	11.11% 459	13.24% 547	12.40% 512	11.04% 456	10.10% 417	9.61% 397	9.56% 395	9.15% 378	7.68% 317	6.10% 252	4,130
Young Baptists	10.22% 422	8.67% 358	10.65% 440	10.34% 427	10.75% 444	10.70% 442	10.53% 435	10.46% 432	10.56% 436	7.12% 294	4,130
Advocacy	7.92% 327	8.60% 355	9.01% 372	10.17% 420	10.53% 435	9.56% 395	10.73% 443	10.63% 439	11.36% 469	11.50% 475	4,130
Racial Justice	7.60% 314	9.59% 396	10.56% 436	10.19% 421	10.82% 447	11.86% 490	10.51% 434	10.53% 435	9.39% 388	8.93% 369	4,130
Rural Poverty Ministry (Together for Hope)	6.95% 287	10.48% 433	10.63% 439	11.69% 483	11.40% 471	11.55% 477	11.33% 468	11.19% 462	8.62% 356	6.15% 254	4,130
Church Starting	6.20% 256	6.34% 262	6.71% 277	6.76% 279	6.46% 267	7.12% 294	8.23% 340	10.41% 430	14.38% 594	27.38% 1,131	4,130
Disaster Response	3.66% 151	6.59% 272	9.18% 379	9.85% 407	11.43% 472	10.99% 454	12.01% 496	11.31% 467	13.46% 556	11.53% 476	4,130

## Q27 Which relationship to the Cooperative Baptist Fellowship best describes you?



ANSWER CHOICES	RESPONSES	
Member of church that partners financially or in other ways w/ CBF	82.91%	3,424
Cooperative Baptist who attends/is member of a church not affiliated w/ CBF	5.52%	228
Not sure of church relationship to CBF	3.73%	154
No personal relationship to CBF	3.87%	160
Other (please specify)	3.97%	164
<b>TOTAL</b>		<b>4,130</b>