

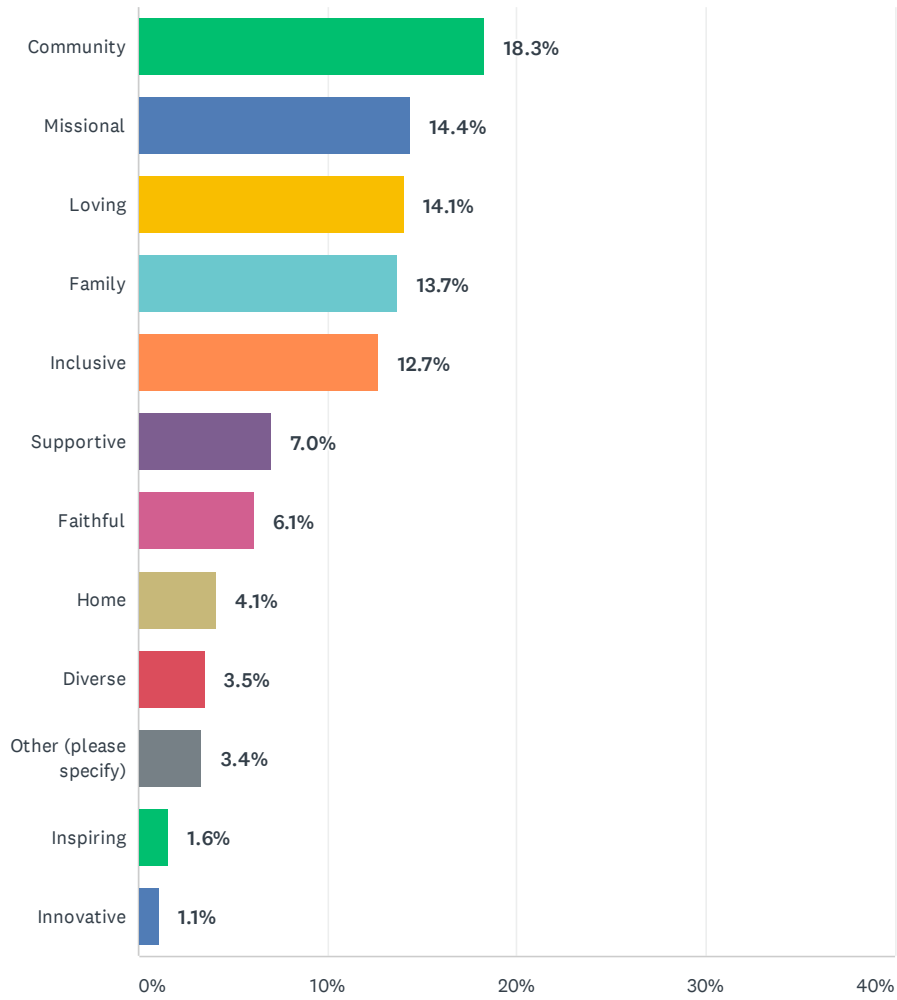


Toward Bold Faithfulness

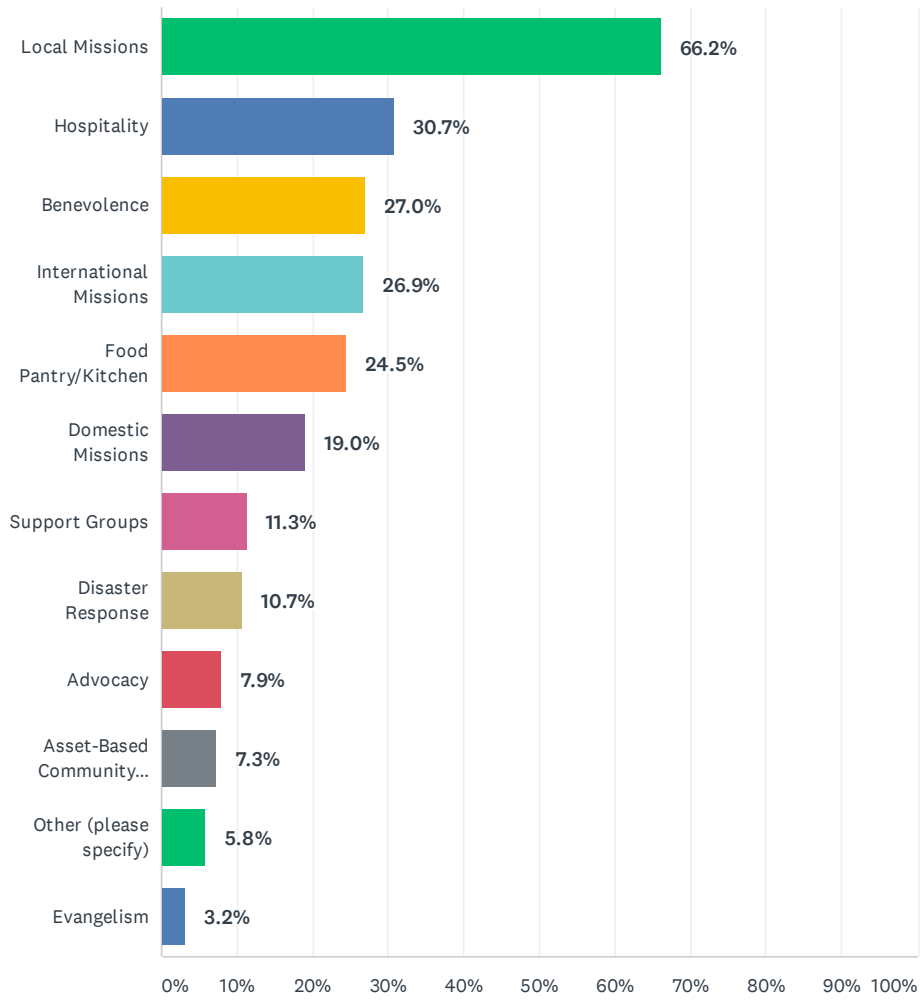


Survey Summary Results

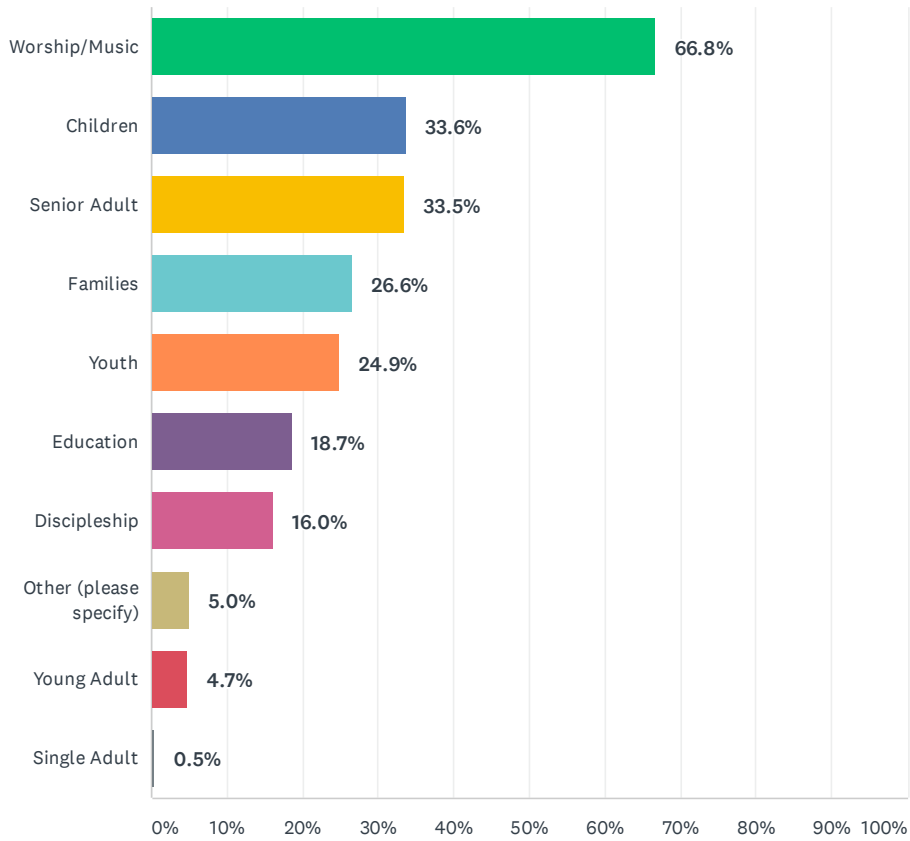
Q1 What is one word you would use to describe your church at its best?



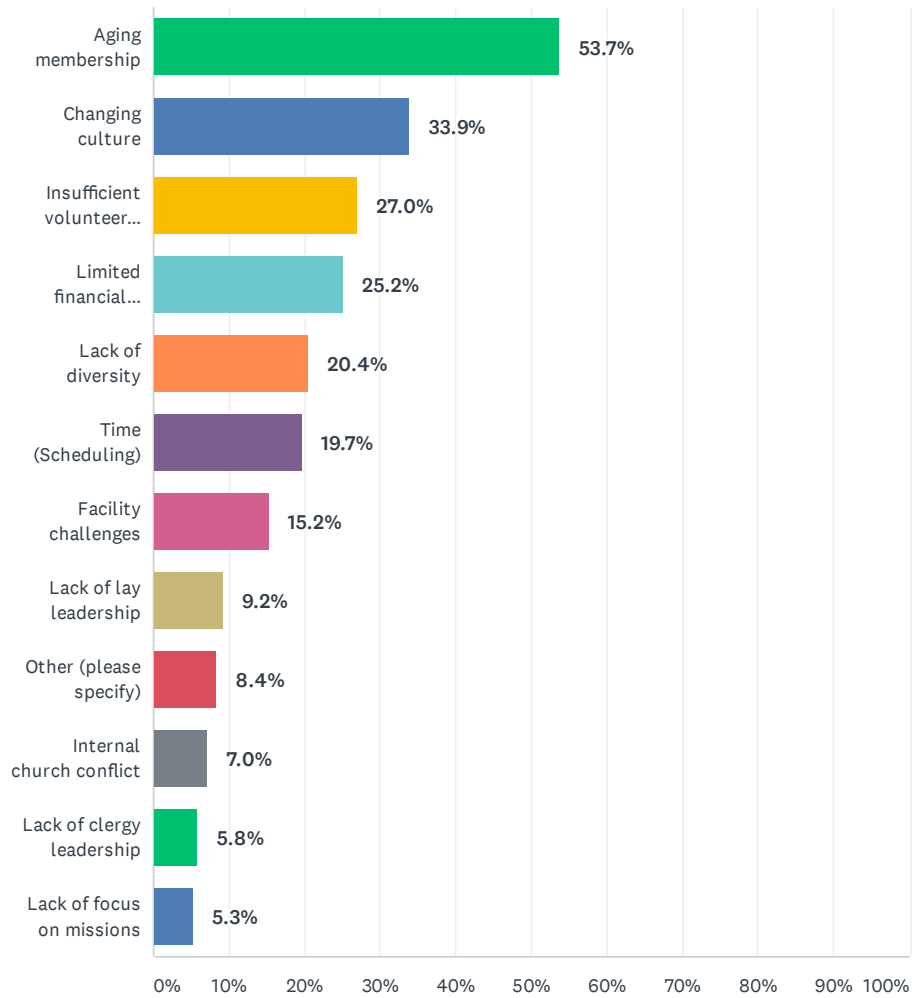
Q2 Which type of mission engagement does your church do best? (select up to 3)



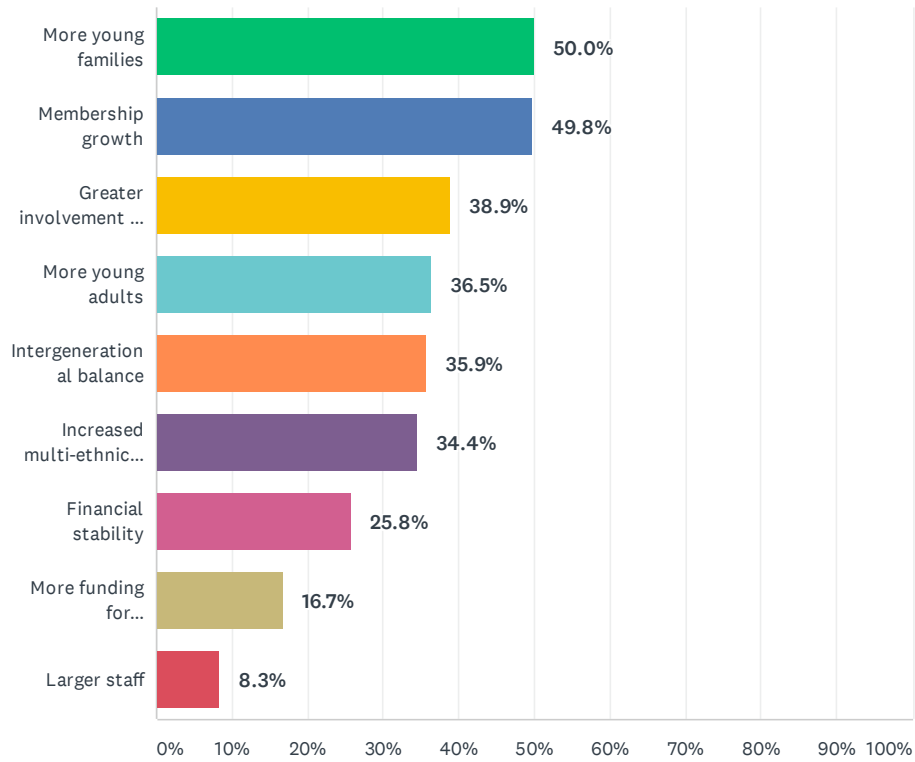
Q3 Which type of ministry does your church do best? (select up to 3)



Q4 What are the greatest barriers to ministry for your church? (select up to 3)



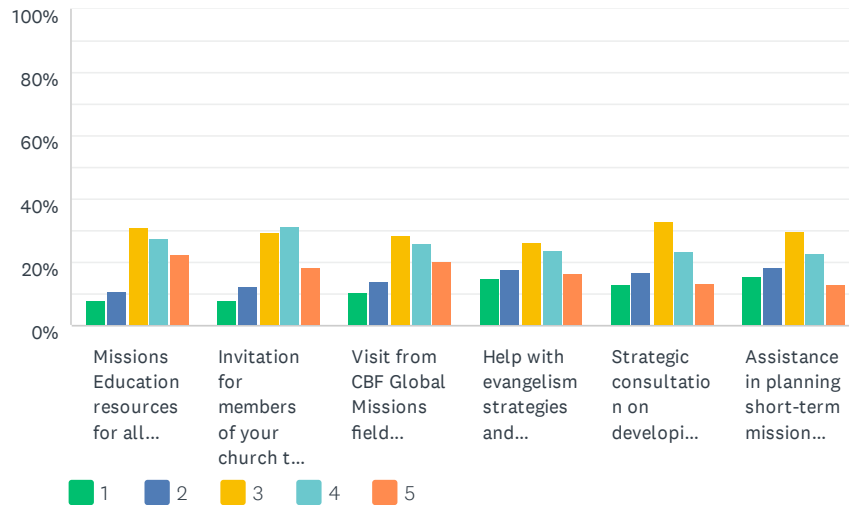
Q5 For your church to thrive, what would be necessary? (select all that apply)



Q6 How can CBF most help your church thrive?

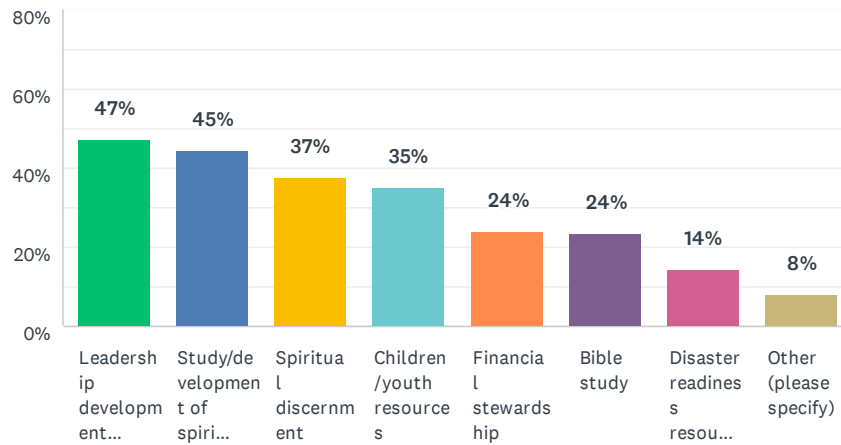
Answered: 2,510 Skipped: 2,112

Q7 How helpful would the following be in expanding your church's involvement in missions? (Please select on a scale of 1-5, with 1=least helpful and 5=most helpful)



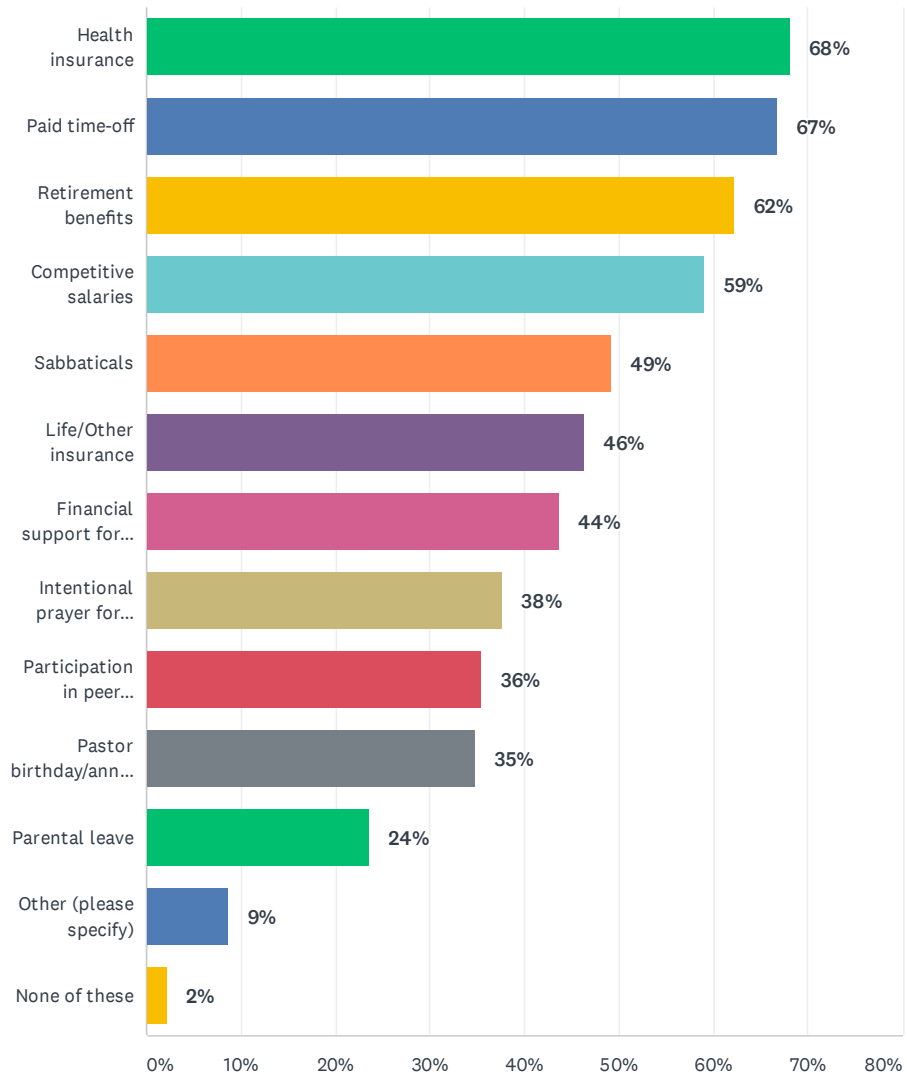
	1	2	3	4	5	TOTAL	WEIGHTED AVERAGE
Missions Education resources for all ages	8.17% 368	11.24% 506	30.85% 1,389	27.37% 1,232	22.37% 1,007	4,502	3.45
Invitation for members of your church to participate in CBF Missions programs/internships	7.79% 351	12.59% 567	29.52% 1,330	31.72% 1,429	18.38% 828	4,505	3.40
Visit from CBF Global Missions field personnel	10.51% 472	13.98% 628	28.60% 1,285	26.20% 1,177	20.72% 931	4,493	3.33
Help with evangelism strategies and practices	15.13% 679	18.05% 810	26.65% 1,196	23.84% 1,070	16.33% 733	4,488	3.08
Strategic consultation on developing and achieving right balance of local and global missions engagement	13.13% 590	17.18% 772	32.83% 1,475	23.28% 1,046	13.58% 610	4,493	3.07
Assistance in planning short-term mission trips	15.41% 693	18.28% 822	29.95% 1,347	23.17% 1,042	13.19% 593	4,497	3.00

Q8 From which of the following resources and trainings would your congregation most benefit? (select up to 3)



ANSWER CHOICES	RESPONSES	
Leadership development training	47%	2,178
Study/development of spiritual disciplines	45%	2,058
Spiritual discernment	37%	1,729
Children/youth resources	35%	1,618
Financial stewardship	24%	1,113
Bible study	24%	1,100
Disaster readiness resources	14%	668
Other (please specify)	8%	372
Total Respondents: 4,622		

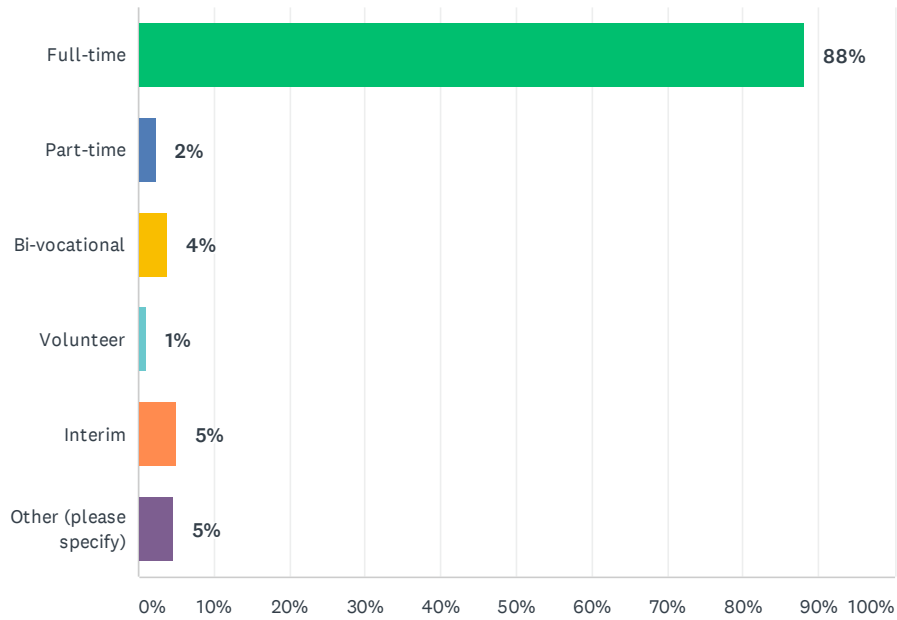
Q9 What is your church doing/providing to support its ministerial staff? (select all that apply)



Toward Bold Faithfulness

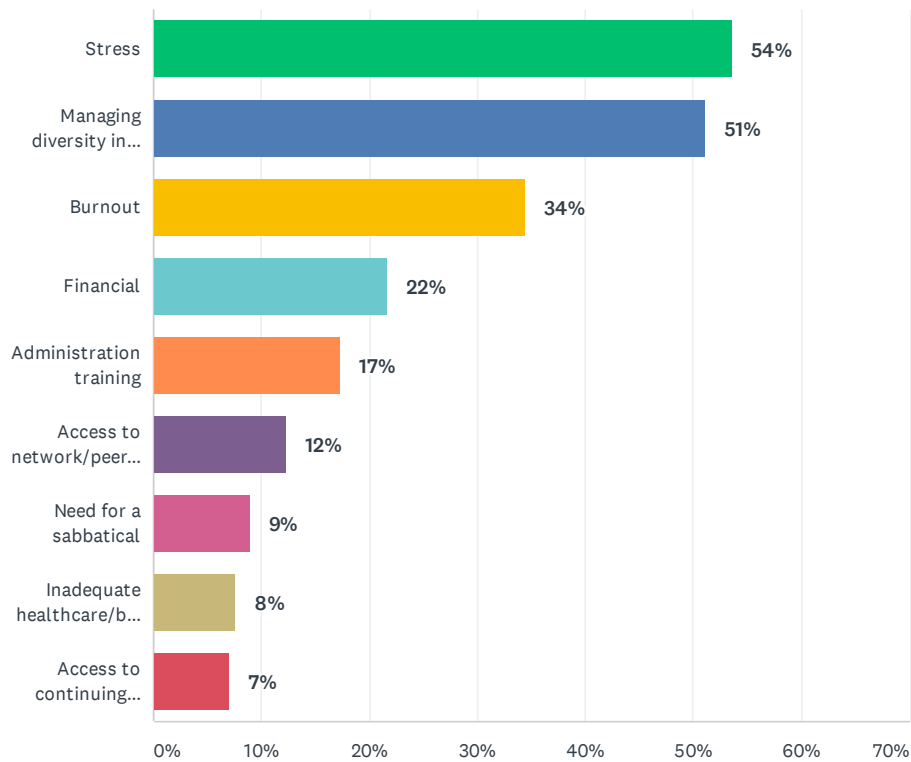
ANSWER CHOICES	RESPONSES	
Health insurance	68%	3,146
Paid time-off	67%	3,088
Retirement benefits	62%	2,878
Competitive salaries	59%	2,728
Sabbaticals	49%	2,276
Life/Other insurance	46%	2,145
Financial support for continuing education	44%	2,022
Intentional prayer for pastor(s)	38%	1,742
Participation in peer learning groups	36%	1,641
Pastor birthday/anniversary celebration	35%	1,607
Parental leave	24%	1,090
Other (please specify)	9%	406
None of these	2%	103
Total Respondents: 4,622		

Q10 Which of the following best describes the senior pastor of your church? (select all that apply)



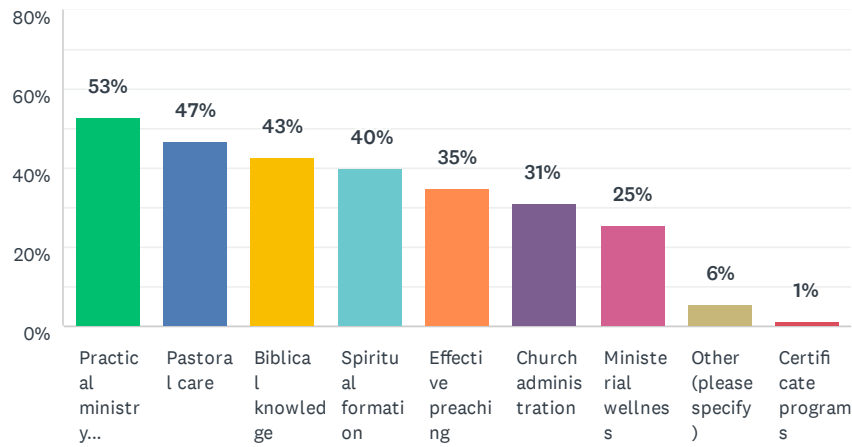
ANSWER CHOICES	RESPONSES	
Full-time	88%	4,075
Part-time	2%	108
Bi-vocational	4%	175
Volunteer	1%	50
Interim	5%	235
Other (please specify)	5%	208
Total Respondents: 4,622		

Q11 What are the greatest challenges that your ministers face? (select up to 3)



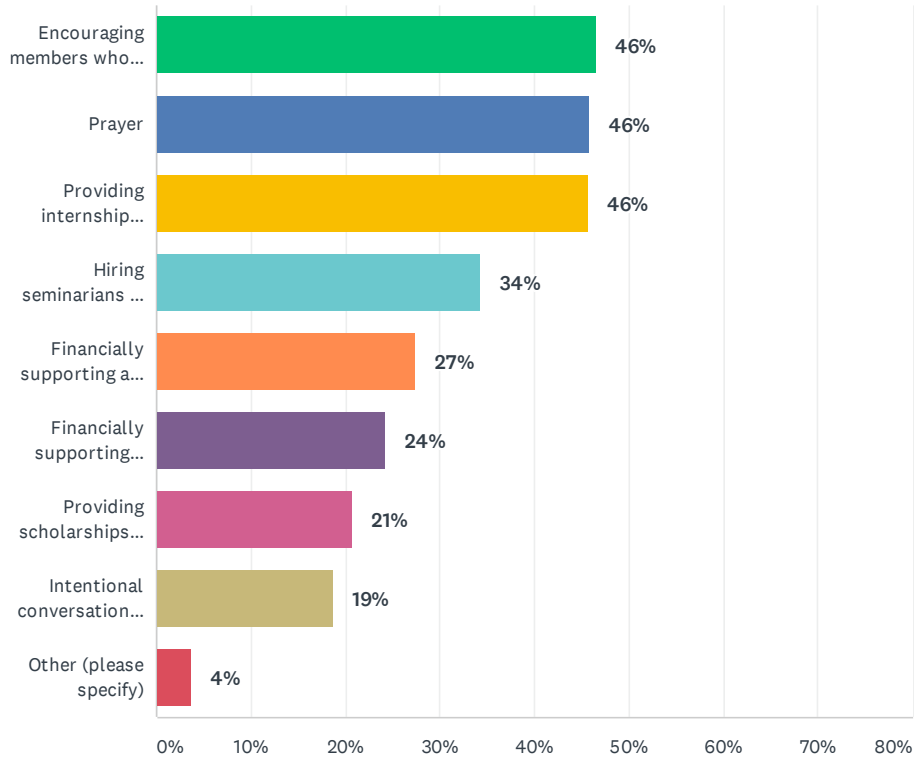
ANSWER CHOICES	RESPONSES	
Stress	54%	2,476
Managing diversity in the church (political, theological)	51%	2,360
Burnout	34%	1,589
Financial	22%	999
Administration training	17%	800
Access to network/peer group	12%	571
Need for a sabbatical	9%	413
Inadequate healthcare/benefits	8%	352
Access to continuing education	7%	324
Total Respondents: 4,622		

Q12 What should be most emphasized in the theological training of students for ministry? (select up to 3)



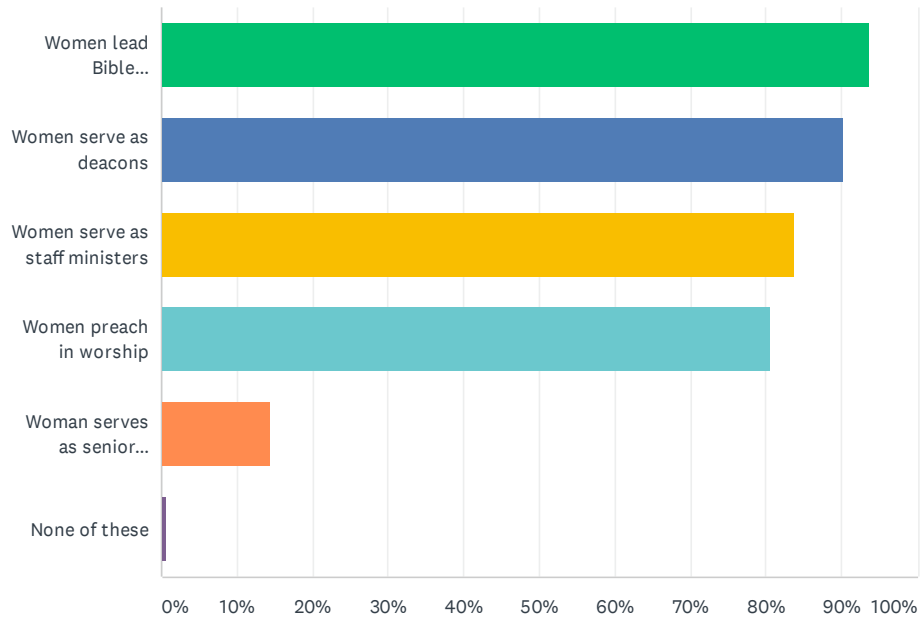
ANSWER CHOICES	RESPONSES	
Practical ministry experience	53%	2,443
Pastoral care	47%	2,154
Biblical knowledge	43%	1,978
Spiritual formation	40%	1,850
Effective preaching	35%	1,611
Church administration	31%	1,445
Ministerial wellness	25%	1,176
Other (please specify)	6%	265
Certificate programs	1%	60
Total Respondents: 4,622		

Q13 How is your congregation supporting current and future ministers?
(select all that apply)



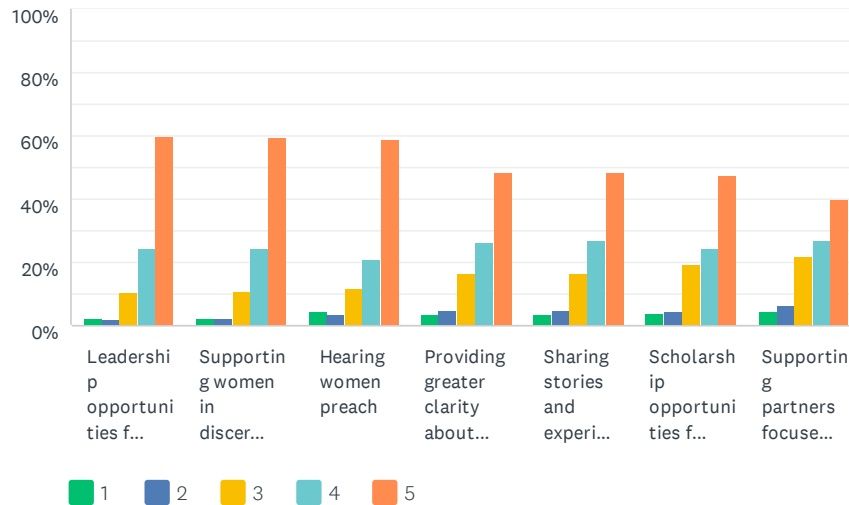
ANSWER CHOICES	RESPONSES	
Encouraging members who might be called to ministry	46%	2,148
Prayer	46%	2,122
Providing internship opportunities	46%	2,109
Hiring seminarians or recent seminary graduates	34%	1,585
Financially supporting a theological school	27%	1,267
Financially supporting participation of members in church/mission internship programs	24%	1,121
Providing scholarships for seminary training	21%	961
Intentional conversations about calling	19%	866
Other (please specify)	4%	169
Total Respondents: 4,622		

Q14 How is your congregation supporting women in ministry? (select all that apply)



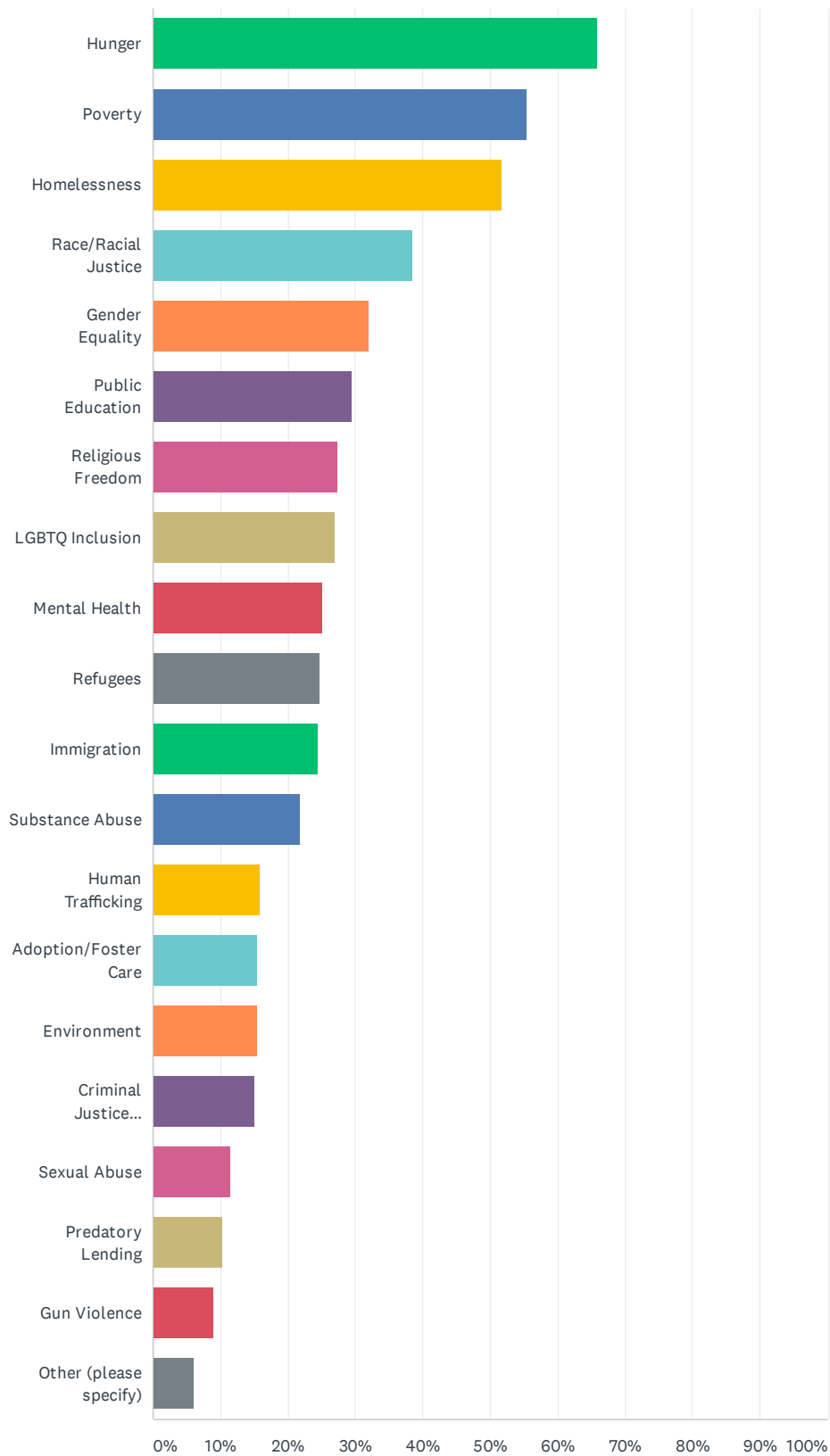
ANSWER CHOICES	RESPONSES	
Women lead Bible study/Sunday school	93.70%	4,331
Women serve as deacons	90.20%	4,169
Women serve as staff ministers	83.58%	3,863
Women preach in worship	80.64%	3,727
Woman serves as senior pastor	14.47%	669
None of these	0.67%	31
Total Respondents: 4,622		

Q15 How important are the following ways to improve opportunities for women in ministry? (Please select on a scale of 1-5, with 1=least helpful and 5=most helpful)



	1	2	3	4	5	TOTAL	WEIGHTED AVERAGE
Leadership opportunities for women	2.62% 120	2.10% 96	10.70% 490	24.53% 1,123	60.05% 2,749	4,578	4.37
Supporting women in discerning a call to ministry	2.32% 106	2.63% 120	10.96% 500	24.54% 1,119	59.54% 2,715	4,560	4.36
Hearing women preach	4.51% 206	3.63% 166	11.97% 547	21.03% 961	58.85% 2,689	4,569	4.26
Providing greater clarity about biblical support for women in ministry	3.41% 155	5.17% 235	16.54% 752	26.37% 1,199	48.50% 2,205	4,546	4.11
Sharing stories and experiences of women in ministry	3.65% 165	4.85% 219	16.26% 734	26.87% 1,213	48.37% 2,184	4,515	4.11
Scholarship opportunities for women	3.82% 172	4.62% 208	19.40% 873	24.71% 1,112	47.44% 2,135	4,500	4.07
Supporting partners focused on women in ministry	4.62% 206	6.35% 283	22.23% 991	26.78% 1,194	40.02% 1,784	4,458	3.91

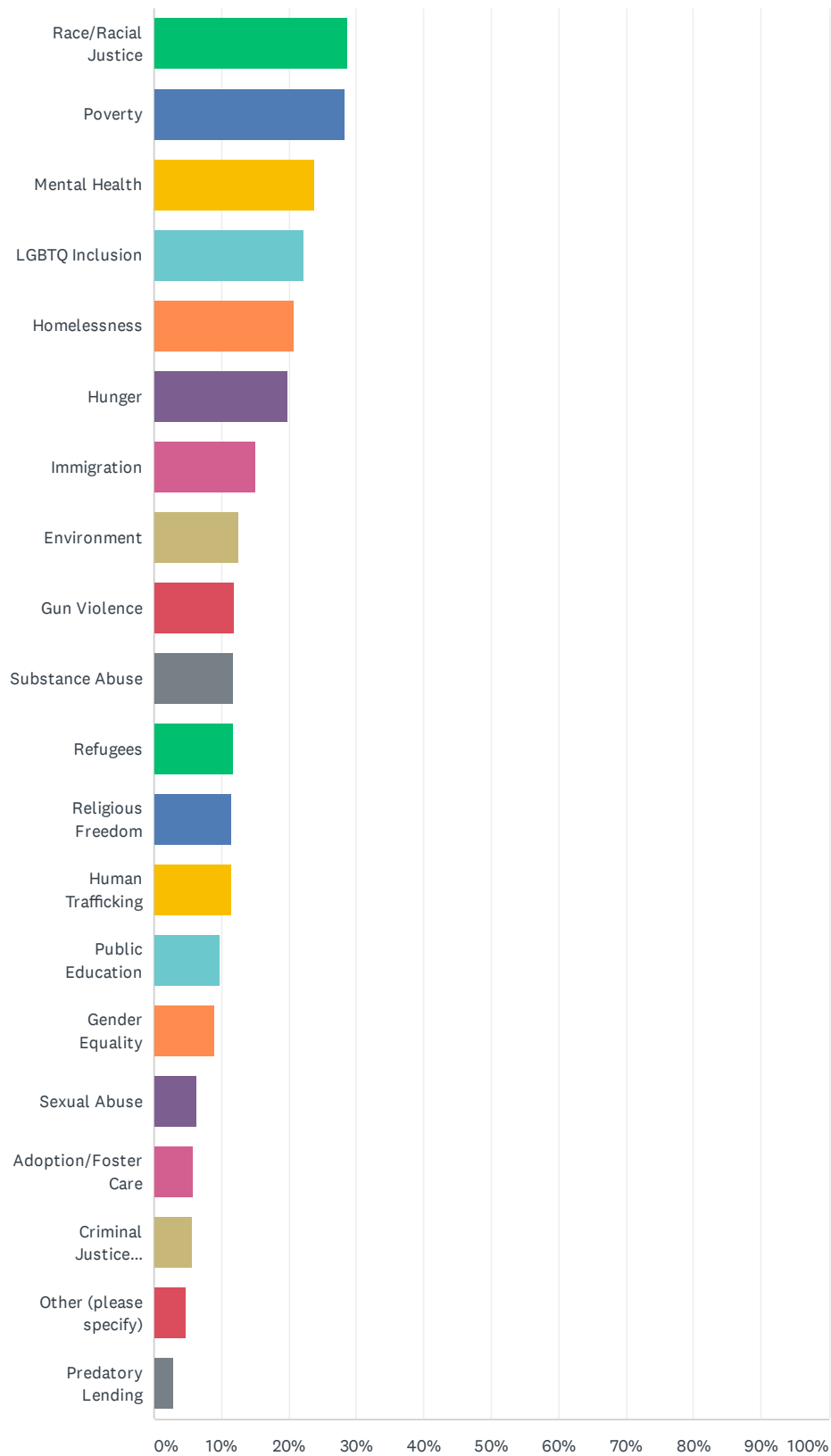
Q16 Which social concerns are being addressed by your church through advocacy or other ministry? (select all that apply)



Toward Bold Faithfulness

ANSWER CHOICES	RESPONSES	
Hunger	65.92%	3,047
Poverty	55.43%	2,562
Homelessness	51.64%	2,387
Race/Racial Justice	38.55%	1,782
Gender Equality	32.04%	1,481
Public Education	29.47%	1,362
Religious Freedom	27.30%	1,262
LGBTQ Inclusion	26.94%	1,245
Mental Health	25.03%	1,157
Refugees	24.66%	1,140
Immigration	24.49%	1,132
Substance Abuse	21.77%	1,006
Human Trafficking	15.99%	739
Adoption/Foster Care	15.56%	719
Environment	15.40%	712
Criminal Justice Reform/Prison Ministry	15.12%	699
Sexual Abuse	11.47%	530
Predatory Lending	10.32%	477
Gun Violence	9.09%	420
Other (please specify)	5.99%	277
Total Respondents: 4,622		

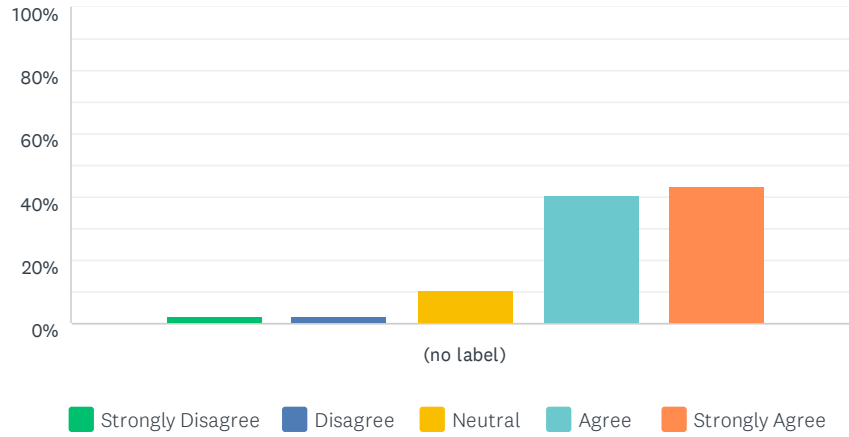
Q17 What are the most urgent social concerns you hope your church should address? (select up to 3)



Toward Bold Faithfulness

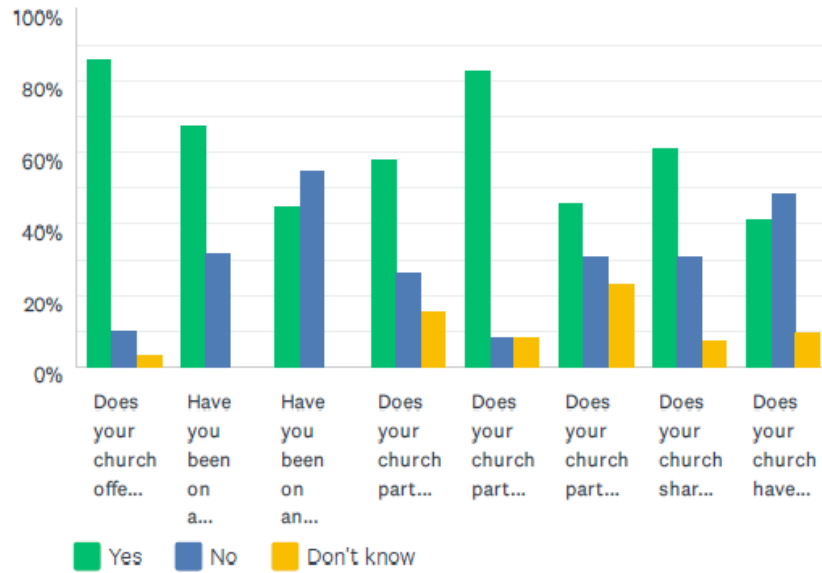
ANSWER CHOICES	RESPONSES	
Race/Racial Justice	28.62%	1,323
Poverty	28.17%	1,302
Mental Health	23.91%	1,105
LGBTQ Inclusion	22.22%	1,027
Homelessness	20.79%	961
Hunger	19.82%	916
Immigration	15.14%	700
Environment	12.46%	576
Gun Violence	11.96%	553
Substance Abuse	11.79%	545
Refugees	11.64%	538
Religious Freedom	11.58%	535
Human Trafficking	11.40%	527
Public Education	9.78%	452
Gender Equality	9.09%	420
Sexual Abuse	6.30%	291
Adoption/Foster Care	5.95%	275
Criminal Justice Reform/Prison Ministry	5.67%	262
Other (please specify)	4.76%	220
Predatory Lending	2.88%	133
Total Respondents: 4,622		

Q18 Please provide your opinion in response to the following statement:
 "Churches should be active in publicly raising a faith perspective to important social concerns."



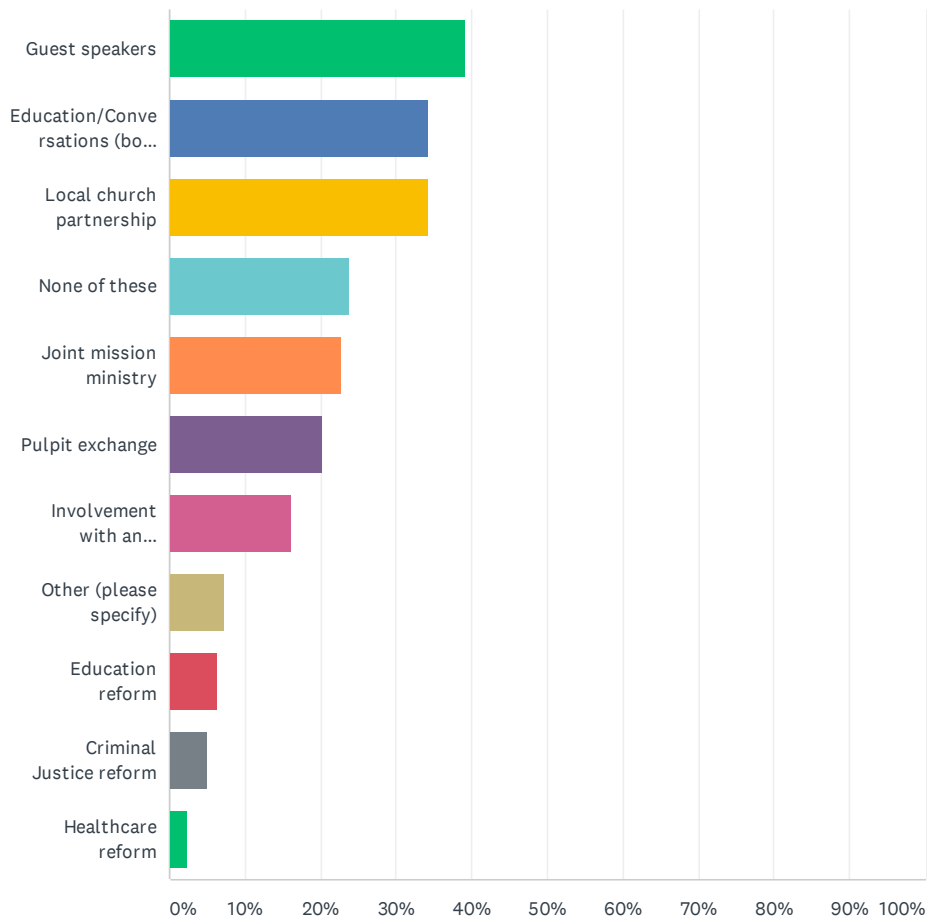
	STRONGLY DISAGREE	DISAGREE	NEUTRAL	AGREE	STRONGLY AGREE	TOTAL	WEIGHTED AVERAGE
(no label)	2.70% 125	2.53% 117	10.43% 482	40.74% 1,883	43.60% 2,015	4,622	4.20

Q19 Please respond to the following:



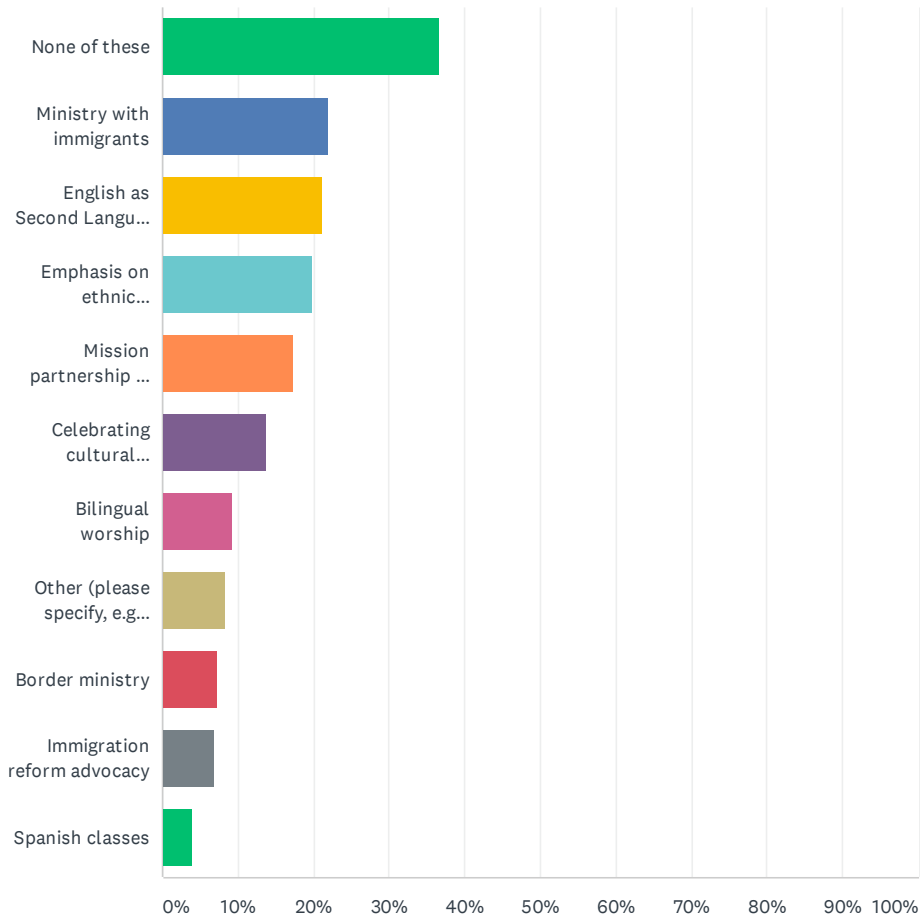
	YES	NO	DON'T KNOW	TOTAL	WEIGHTED AVERAGE
Does your church offer mission trip opportunities?	86.10% 3,970	10.61% 489	3.30% 152	4,611	1.83
Have you been on a mission trip outside your local community?	67.71% 3,120	31.94% 1,472	0.35% 16	4,608	1.67
Have you been on an international mission trip?	44.88% 2,070	54.88% 2,531	0.24% 11	4,612	1.45
Does your church participate in dialogue or partnership with people of different religions?	58.24% 2,679	26.39% 1,214	15.37% 707	4,600	1.43
Does your church participate in dialogue or partnership with people/congregations of different Christian denominations?	82.98% 3,822	8.58% 395	8.45% 389	4,606	1.75
Does your church participate in racial reconciliation/racial justice work?	46.14% 2,112	30.89% 1,414	22.96% 1,051	4,577	1.23
Does your church share/rent space to another organization or business?	61.38% 2,812	31.22% 1,430	7.40% 339	4,581	1.54
Does your church have ministry with non-English speakers?	41.50% 1,901	48.66% 2,229	9.85% 451	4,581	1.32

Q20 In what types of racial reconciliation/racial justice work does your church participate? (select all that apply)



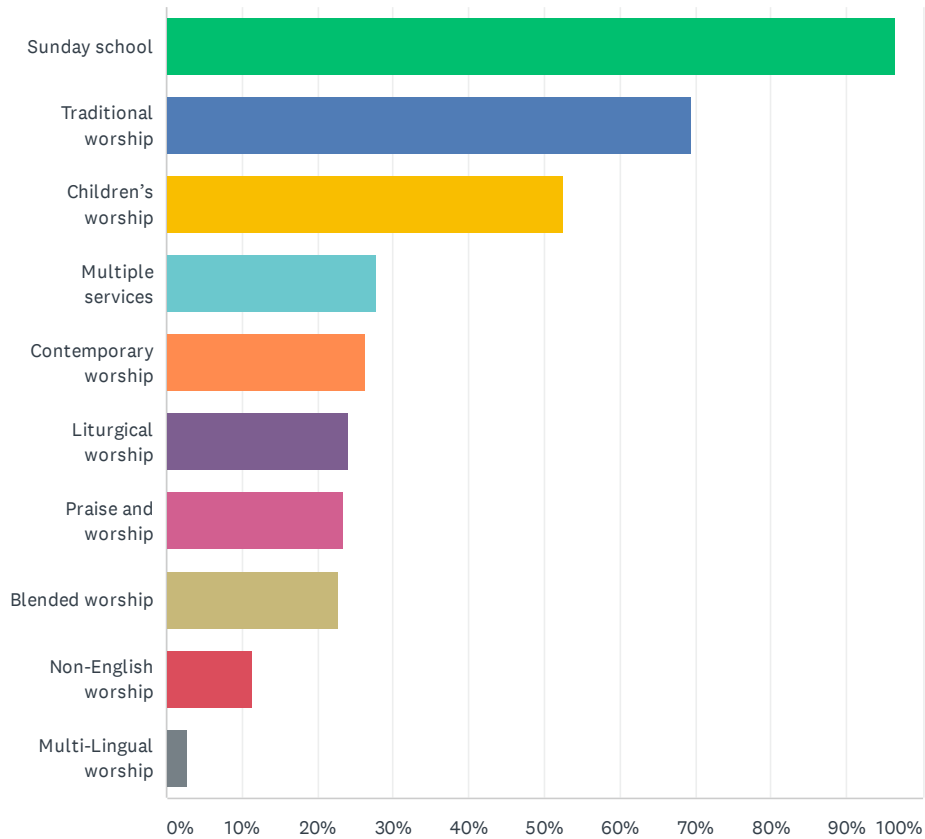
ANSWER CHOICES	RESPONSES	
Guest speakers	39.03%	1,804
Education/Conversations (book study, small group discussion, etc.)	34.34%	1,587
Local church partnership	34.23%	1,582
None of these	23.89%	1,104
Joint mission ministry	22.89%	1,058
Pulpit exchange	20.32%	939
Involvement with an organization or church focused on systemic change	16.16%	747
Other (please specify)	7.33%	339
Education reform	6.25%	289
Criminal Justice reform	5.04%	233
Healthcare reform	2.25%	104
Total Respondents: 4,622		

Q21 Does your church participate in any of the following ministries and advocacy? (select all that apply)



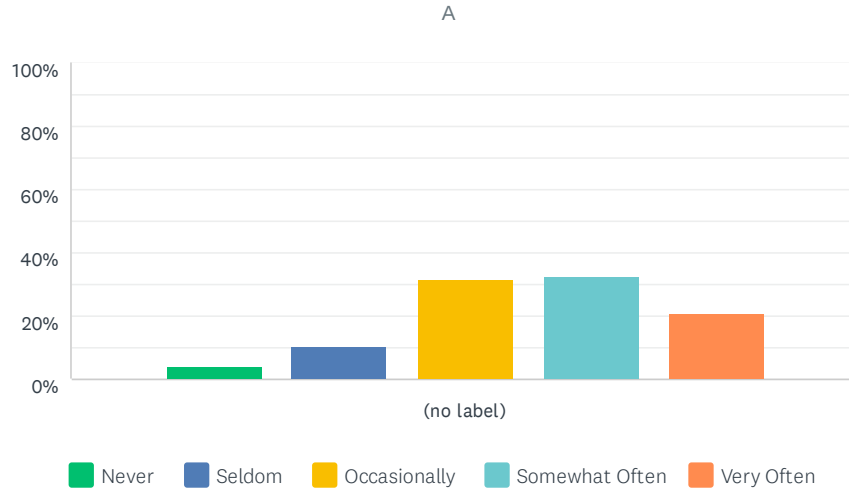
ANSWER CHOICES	RESPONSES	
None of these	36.54%	1,689
Ministry with immigrants	21.92%	1,013
English as Second Language classes	21.16%	978
Emphasis on ethnic inclusion	19.84%	917
Mission partnership in Latin America	17.33%	801
Celebrating cultural heritage	13.72%	634
Bilingual worship	9.22%	426
Other (please specify, e.g. ministry w/ non-English speaking refugees/immigrants)	8.26%	382
Border ministry	7.25%	335
Immigration reform advocacy	6.99%	323
Spanish classes	3.89%	180
Total Respondents: 4,622		

Q22 A typical week at your church includes: (select all that apply)



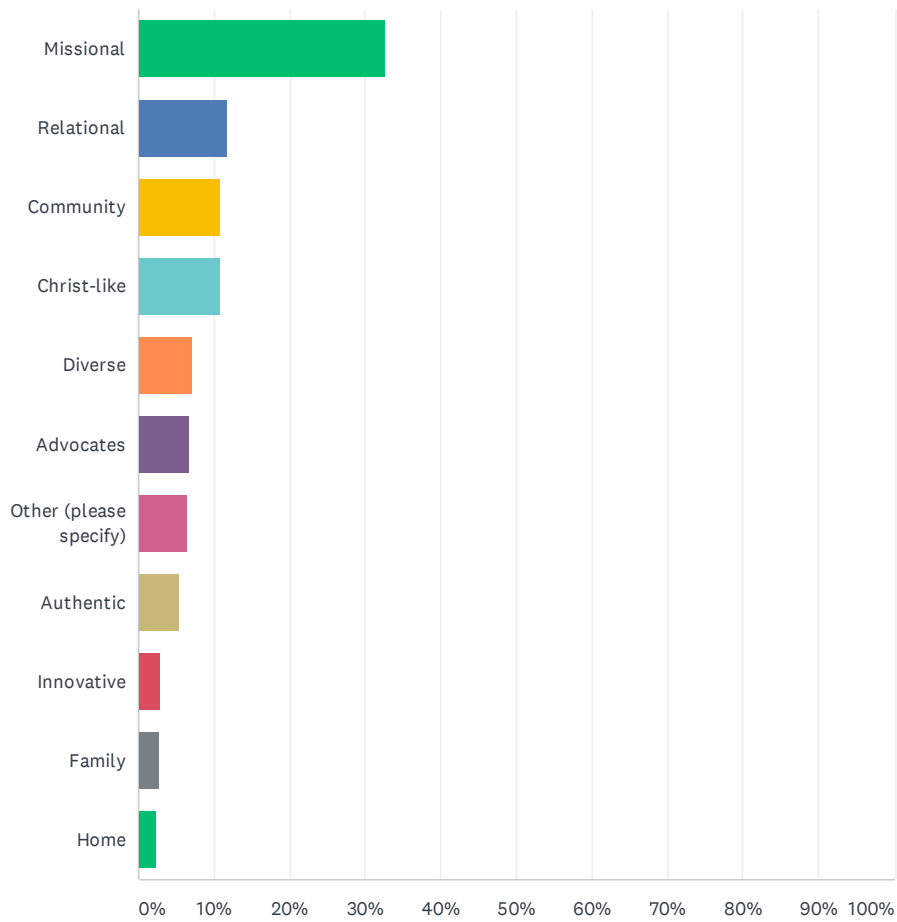
ANSWER CHOICES	RESPONSES	
Sunday school	96.39%	4,455
Traditional worship	69.36%	3,206
Children's worship	52.51%	2,427
Multiple services	27.76%	1,283
Contemporary worship	26.44%	1,222
Liturgical worship	24.08%	1,113
Praise and worship	23.50%	1,086
Blended worship	22.89%	1,058
Non-English worship	11.21%	518
Multi-Lingual worship	2.70%	125
Total Respondents: 4,622		

Q23 How often do you hear about the Cooperative Baptist Fellowship in your church?



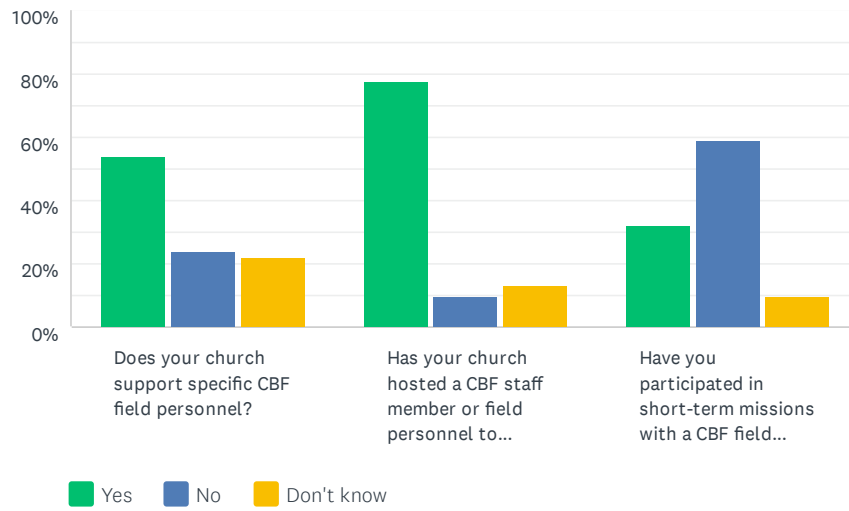
	NEVER	SELDOM	OCCASIONALLY	SOMEWHAT OFTEN	VERY OFTEN	TOTAL	WEIGHTED AVERAGE
(no label)	4.16%	10.63%	31.67%	32.59%	20.94%	4,130	2.44
	172	439	1,308	1,346	865		

Q24 What is one word you would use to describe the Cooperative Baptist Fellowship at its best?



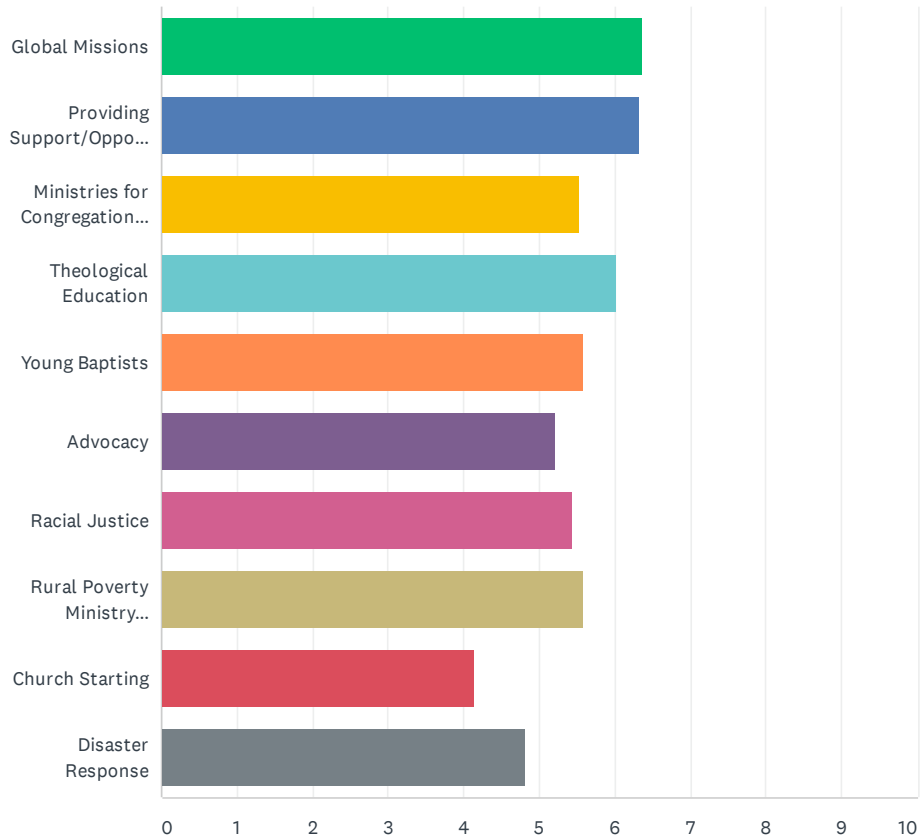
ANSWER CHOICES	RESPONSES	
Missional	32.71%	1,351
Relational	11.67%	482
Community	10.97%	453
Christ-like	10.80%	446
Diverse	7.14%	295
Advocates	6.76%	279
Other (please specify)	6.56%	271
Authentic	5.40%	223
Innovative	3.00%	124
Family	2.76%	114
Home	2.23%	92
TOTAL		4,130

Q25 Please respond to the following:



	YES	NO	DON'T KNOW	TOTAL	WEIGHTED AVERAGE
Does your church support specific CBF field personnel?	54.10% 2,231	23.79% 981	22.11% 912	4,124	1.32
Has your church hosted a CBF staff member or field personnel to speak/preach in the past five years?	77.54% 3,197	9.43% 389	13.02% 537	4,123	1.65
Have you participated in short-term missions with a CBF field personnel?	31.83% 1,309	58.86% 2,421	9.31% 383	4,113	1.23

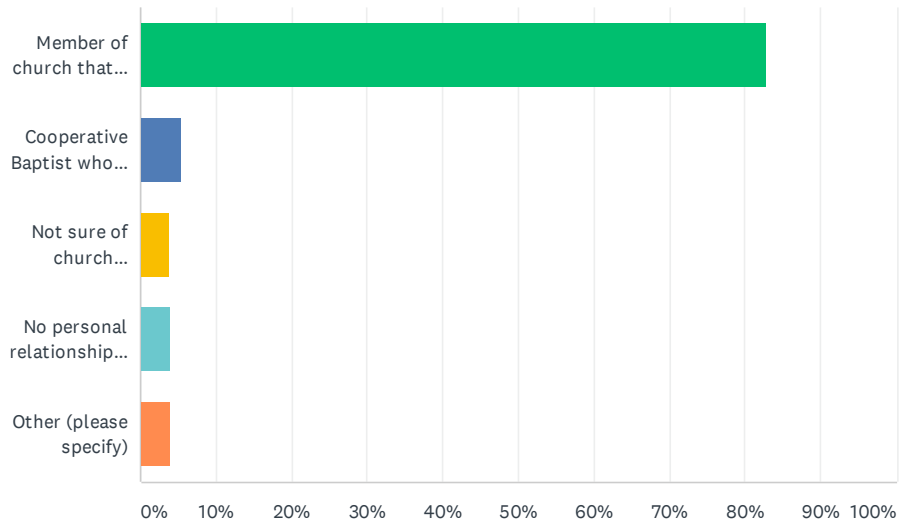
Q26 In what areas should CBF be most invested for the benefit of congregations? (Please rank in order of importance, 1=most important and 10=least important)



Toward Bold Faithfulness

	1	2	3	4	5	6	7	8	9	10	TOTAL
Global Missions	20.34% 840	11.57% 478	10.51% 434	9.76% 403	9.18% 379	8.52% 352	8.01% 331	8.81% 364	6.61% 273	6.68% 276	4,130
Providing Support/Opportunities for Ministers	13.85% 572	14.24% 588	11.65% 481	11.69% 483	10.48% 433	10.19% 421	8.81% 364	7.80% 322	6.73% 278	4.55% 188	4,130
Ministries for Congregations (Reference & Referral and Dawnings)	12.15% 502	10.68% 441	8.72% 360	8.50% 351	8.84% 365	9.88% 408	10.27% 424	9.71% 401	11.21% 463	10.05% 415	4,130
Theological Education	11.11% 459	13.24% 547	12.40% 512	11.04% 456	10.10% 417	9.61% 397	9.56% 395	9.15% 378	7.68% 317	6.10% 252	4,130
Young Baptists	10.22% 422	8.67% 358	10.65% 440	10.34% 427	10.75% 444	10.70% 442	10.53% 435	10.46% 432	10.56% 436	7.12% 294	4,130
Advocacy	7.92% 327	8.60% 355	9.01% 372	10.17% 420	10.53% 435	9.56% 395	10.73% 443	10.63% 439	11.36% 469	11.50% 475	4,130
Racial Justice	7.60% 314	9.59% 396	10.56% 436	10.19% 421	10.82% 447	11.86% 490	10.51% 434	10.53% 435	9.39% 388	8.93% 369	4,130
Rural Poverty Ministry (Together for Hope)	6.95% 287	10.48% 433	10.63% 439	11.69% 483	11.40% 471	11.55% 477	11.33% 468	11.19% 462	8.62% 356	6.15% 254	4,130
Church Starting	6.20% 256	6.34% 262	6.71% 277	6.76% 279	6.46% 267	7.12% 294	8.23% 340	10.41% 430	14.38% 594	27.38% 1,131	4,130
Disaster Response	3.66% 151	6.59% 272	9.18% 379	9.85% 407	11.43% 472	10.99% 454	12.01% 496	11.31% 467	13.46% 556	11.53% 476	4,130

Q27 Which relationship to the Cooperative Baptist Fellowship best describes you?



ANSWER CHOICES	RESPONSES	
Member of church that partners financially or in other ways w/ CBF	82.91%	3,424
Cooperative Baptist who attends/is member of a church not affiliated w/ CBF	5.52%	228
Not sure of church relationship to CBF	3.73%	154
No personal relationship to CBF	3.87%	160
Other (please specify)	3.97%	164
TOTAL		4,130

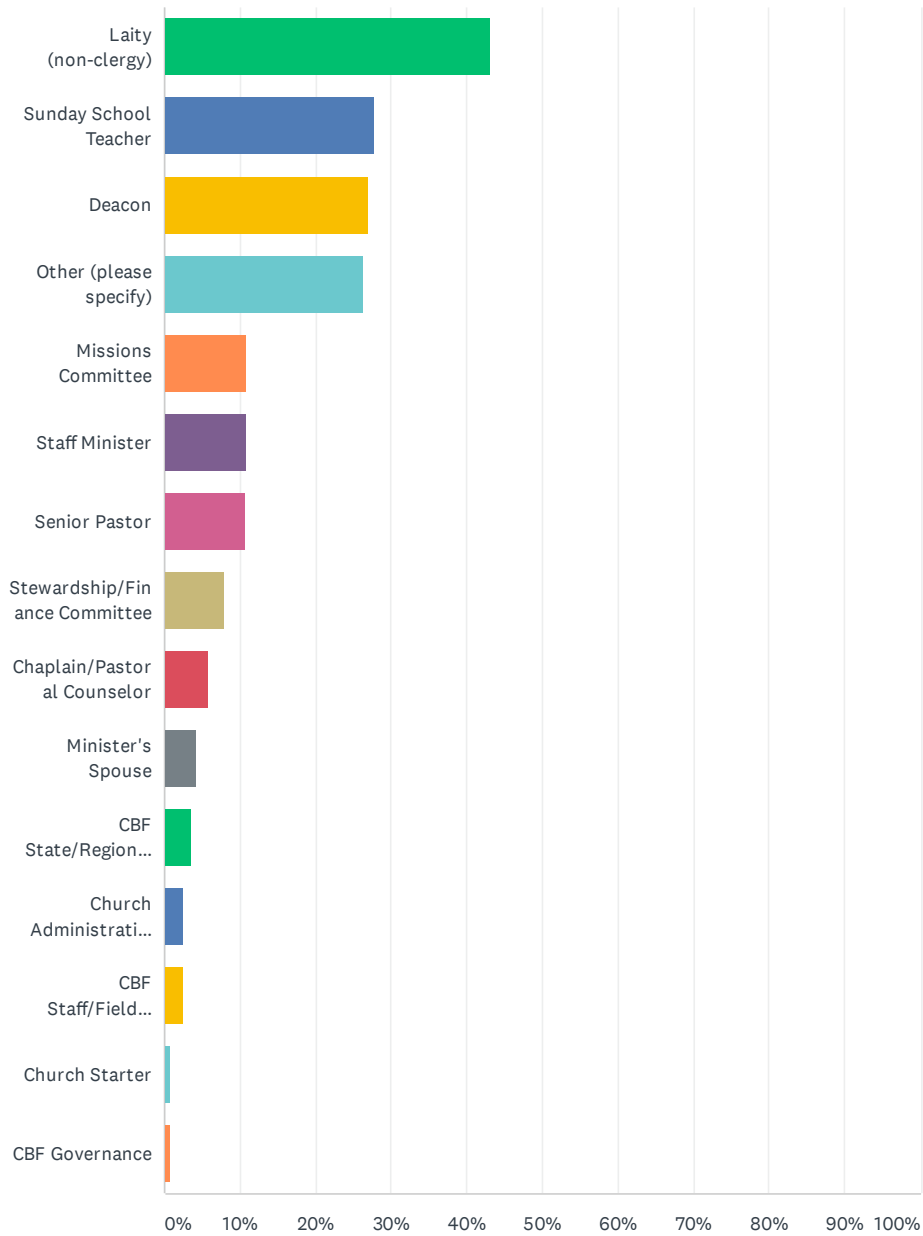
Q28 How can the Cooperative Baptist Fellowship better serve you and your congregation?

Answered: 2,077 Skipped: 2,545

Q29 Contact Information

ANSWER CHOICES	RESPONSES	
First Name	100.00%	3,762
Last Name	100.00%	3,762
City	100.00%	3,762
State	100.00%	3,762
Email	100.00%	3,762

Q30 What ministry role(s) do you hold in your church and beyond? (select all that apply)



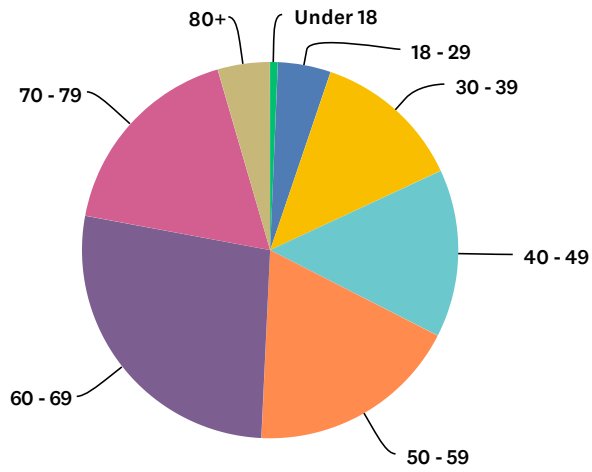
Toward Bold Faithfulness

ANSWER CHOICES	RESPONSES	
Laity (non-clergy)	43.12%	1,622
Sunday School Teacher	27.75%	1,044
Deacon	27.09%	1,019
Other (please specify)	26.37%	992
Missions Committee	10.82%	407
Staff Minister	10.79%	406
Senior Pastor	10.69%	402
Stewardship/Finance Committee	7.87%	296
Chaplain/Pastoral Counselor	5.82%	219
Minister's Spouse	4.23%	159
CBF State/Regional Council	3.62%	136
Church Administrative Staff	2.58%	97
CBF Staff/Field Personnel	2.47%	93
Church Starter	0.88%	33
CBF Governance	0.77%	29
Total Respondents: 3,762		

Q31 Please tell us about your church:

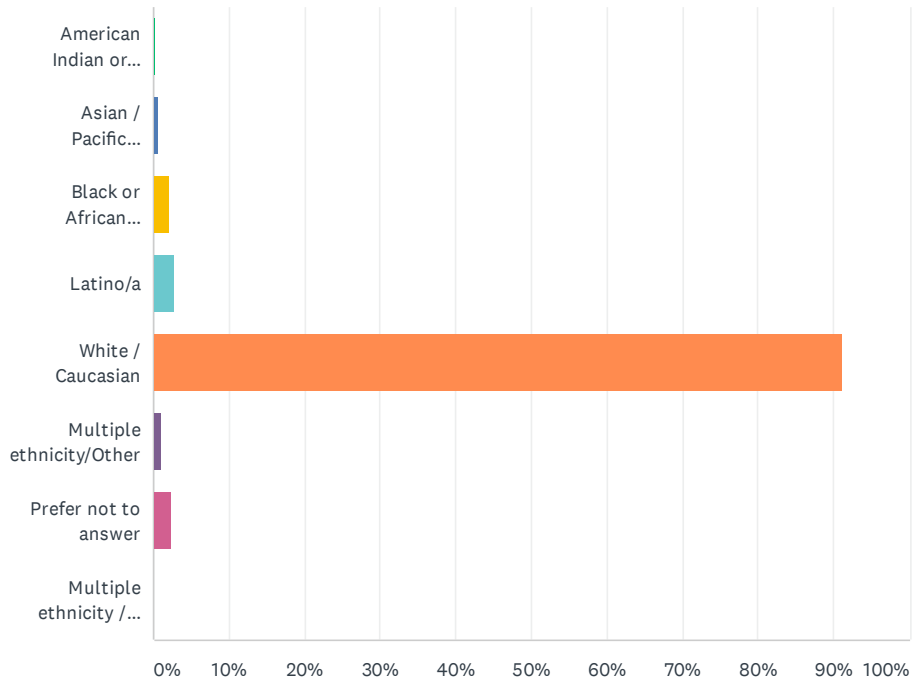
ANSWER CHOICES	RESPONSES	
Church Name	100.00%	3,762
City	100.00%	3,762
State	100.00%	3,762

Q32 What is your age?



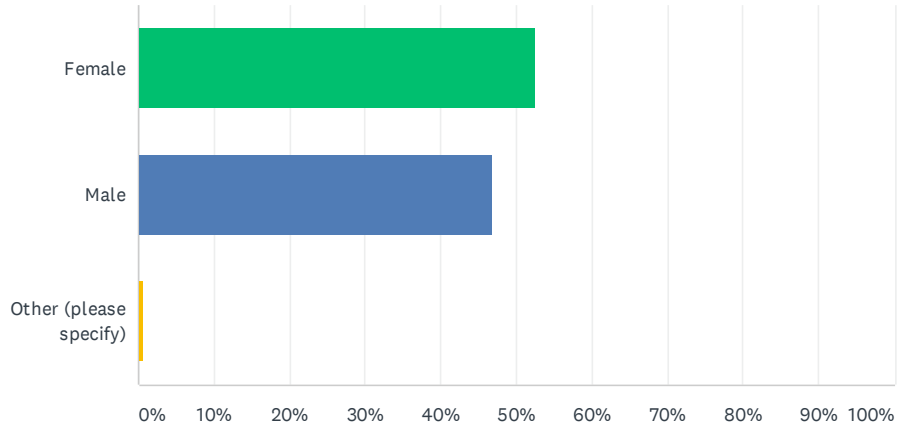
ANSWER CHOICES	RESPONSES	
Under 18	0.66%	25
18 - 29	4.55%	171
30 - 39	12.87%	484
40 - 49	14.43%	543
50 - 59	18.23%	686
60 - 69	27.19%	1,023
70 - 79	17.57%	661
80+	4.49%	169
TOTAL		3,762

Q33 Which race/ethnicity best describes you? (Please choose only one)



ANSWER CHOICES	RESPONSES	
American Indian or Alaskan Native	0.29%	11
Asian / Pacific Islander	0.56%	21
Black or African American	1.99%	75
Latino/a	2.63%	99
White / Caucasian	91.31%	3,435
Multiple ethnicity/Other	0.96%	36
Prefer not to answer	2.23%	84
Multiple ethnicity / Other	0.03%	1
TOTAL		3,762

Q34 What is your gender?



ANSWER CHOICES	RESPONSES	
Female	52.58%	1,978
Male	46.84%	1,762
Other (please specify)	0.58%	22
TOTAL		3,762